


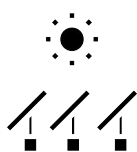
Mono PERC 182mm 144 Cells

MS(530-550)MB-72H Silver Frame


530/535/540/545/550 WP



APPLICATIONS >>



Ground power plants



Commercial/
industrial roof-tops



High customer value

- Lower LCOE (Levelized Cost Of Energy), reduced BOS (Balance Of System) cost, shorter payback time
- Lower guaranteed first year and annual degradation
- Designed for compatibility with existing mainstream system components
- Higher return on Investment



High energy yield

- Excellent IAM (Incident Angle Modifier) and low irradiation performance, validated by 3rd party certifications
- The unique design provides optimized energy production under inter-row shading conditions



High reliability

- Minimized micro-cracks with innovative non-destructive cutting technology
- Ensured PID resistance through cell process and module material control
- Resistant to harsh environments such as salt, ammonia, sand, high temperature and high humidity areas
- Mechanical performance up to 5400 Pa positive load and 2400 Pa negative load
- Class-C fire safety test passed



High power up to 460W

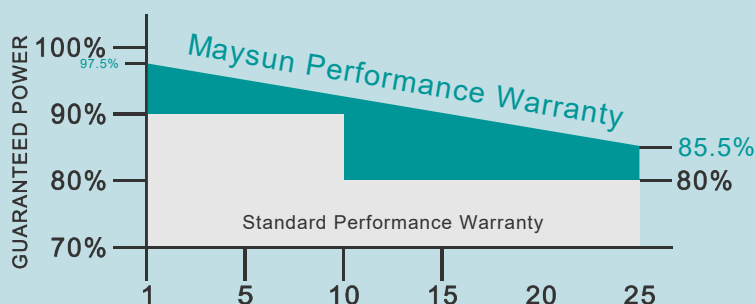
- Large area cells based on 182mm silicon wafers and 1/2-cut cell technology
- Up to 21.3% module efficiency with high density interconnect technology
- Multi-busbar technology for better light trapping effect lower series resistance and improved current collection

MAXIMUM EFFICIENCY


21.3%

POSITIVE POWER
TOLERANCE

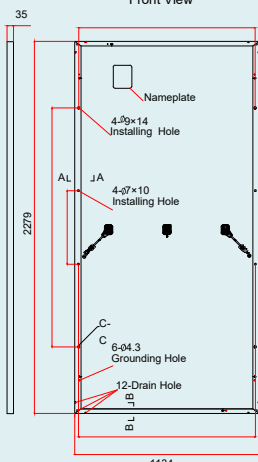
0 ~ +5W



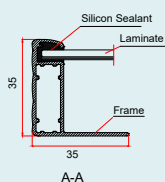
DIMENSIONS OF PV MODULE(mm)



Front View

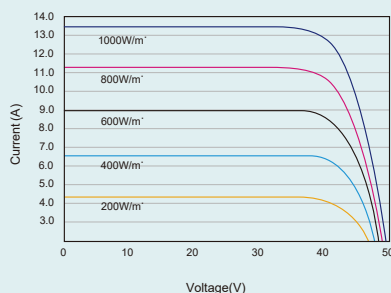


Back View

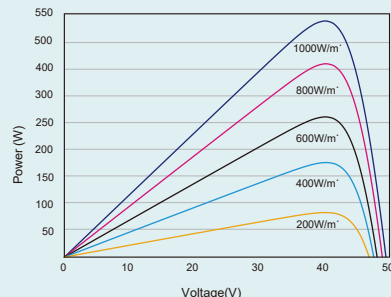


A-A

I-V CURVES OF PV MODULE(530W)



P-V CURVES OF PV MODULE(530W)



ELECTRICAL DATA (STC)

Peak Power Watts- P_{MAX} (Wp)*	530	535	540	545	550
Power Tolerance- P_{MAX} (W)	0 ~ +5				
Maximum Power Voltage- V_{MPP} (V)	40.56	40.63	40.70	40.80	40.90
Maximum Power Current- I_{MPP} (A)	13.07	13.17	13.27	13.36	13.45
Open Circuit Voltage- V_{OC} (V)	49.26	49.34	49.42	49.52	49.62
Short Circuit Current- I_{SC} (A)	13.71	13.79	13.85	13.94	14.03
Module Efficiency η_m (%)	20.5	20.7	20.9	21.1	21.3

STC: Irradiance 1000W/m², Cell Temperature 25°C,
Air Mass AM1.5. *Measuring tolerance: $\pm 3\%$.

ELECTRICAL DATA (NOCT)

Maximum Power- P_{MAX} (Wp)	394	398	402	405	409
Maximum Power Voltage- V_{MPP} (V)	37.84	37.91	38.08	38.25	38.42
Maximum Power Current- I_{MPP} (A)	10.42	10.50	10.55	10.60	10.65
Open Circuit Voltage- V_{OC} (V)	46.50	46.57	46.65	46.74	46.84
Short Circuit Current- I_{SC} (A)	11.07	11.14	11.19	11.26	11.33

NOCT: Irradiance at 800W/m², Ambient Temperature 20°C, Wind Speed 1m/s.

MECHANICAL DATA

Solar Cells	Monocrystalline
Cell Orientation	144 cells
Module Dimensions	2279×1134×35 mm (89.72×44.65×1.38 inches)
Weight	29.4 kg
Glass	3.2 mm (0.13 inches), High Transmission, AR Coated Heat Strengthened Glass
Encapsulant Material	EVA/POE
Backsheet	White
Frame	35 mm(1.18 inches) Silver, anodized aluminium alloy
J-Box	IP 68 rated (3 bypass diodes)
Cables	Photovoltaic Technology Cable 4.0mm ² (0.006 inches ²) Portrait: N 300mm/P 300mm(11.8/11.8 inches) Length can be customized
Connector	MC4

*Please refer to regional datasheet for specified connector.

TEMPERATURE RATINGS

NOCT(Nominal Operating Cell Temperature)	43°C ($\pm 2^\circ\text{C}$)
Temperature Coe ^o cient of P_{MAX}	- 0.34%/°C
Temperature Coe ^o cient of V_{OC}	- 0.25%/°C
Temperature Coe ^o cient of I_{SC}	0.04%/°C

WARRANTY

15 year Product Workmanship Warranty
25 year Power Warranty
2.5% first year degradation
0.5% Annual Power Attenuation

*Please refer to product warranty for details.

MAXIMUM RATINGS

Operational Temperature	- 40 ~ +85°C
Maximum System Voltage	1500V DC (IEC)
	1000V DC (IEC)
Max Series Fuse Rating	25A

PACKAGING CONFIGURATION

Modules per pallet: 31 pieces
Modules per 40' container: 620 pieces



CAUTION: READ SAFETY AND INSTALLATION INSTRUCTIONS BEFORE USING THE PRODUCT.

© 2021 Maysun Solar Co.,Ltd. All rights reserved. Specifications included in this datasheet are subject to change without notice.

Website: www.maysunsolar.com