



# 355w~370w

## M6 solar modules Ninja series

**Mono MBB** perc large size half cut  
full black module

The product adopts MBB high efficiency PERC cell combined with half cut. It can cope with the rising efficiency and diversification demand of residential roofs, industrial and commercial roofs, and large ground power stations.

### MODULE CHARACTER



PID Resistance



Salt mist resistance  
Ammonia resistance  
dust and hail resistance



Production process reliability test



0~+5W Positive Tolerance



Mono MBB half cut



Reduce BOS cost increase ROI



All black BIPV

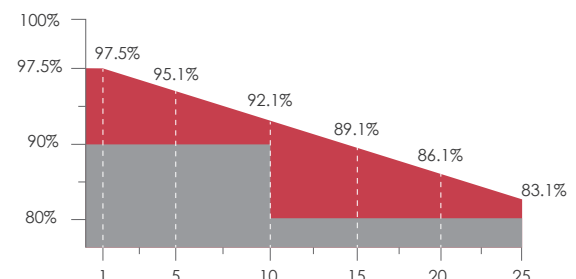
### CERTIFICATION

IEC61215/IEC61730

ISO9001:Quality Management System

ISO14001:Environmental Management System

ISO45001:Occupational Health and Safety Management System



Linear performance warranty



20 years Product warranty for Tenter

### SUNRISE ENERGY CO., LTD

TEL:+86-519-81688389 E-mail:info@sunriseenergy.cn

ADD:No.20 Tongzi River West Road, Zhonglou Development Zone, Changzhou, Jiangsu



Module Type	SR-M660355HLP		SR-M660360HLP		SR-M660365HLP		SR-M660370HLP	
Module Efficiency (%)	19.01		19.27		19.54		19.81	
Tolerance (W)	0~+5		0~+5		0~+5		0~+5	
Test Environment	STC	NOCT	STC	NOCT	STC	NOCT	STC	NOCT
Maximum Power Pmax(W)	355	262.89	360	266.59	365	270.29	370	273.99
Open Circuit Voltage Voc(V)	40.72	37.97	40.92	38.18	41.12	38.38	41.32	38.48
Short Circuit Current Isc(A)	11.12	8.93	11.22	9.01	11.3	9.07	11.39	9.15
Maximum Power Voltage Vm(V)	33.49	30.88	33.69	31.08	33.89	31.28	34.09	31.48
Maximum Power Current Im(A)	10.61	8.48	10.69	8.55	10.78	8.62	10.86	8.69
Cell Type (mm)	166x83(9BB Mono-Crystalline Silicon)							
Number of Cells (Pcs)	120(6×20)							
Maximum System Voltage (V)	DC1500							
Temp.Coeff.of Voc (%/°C)	-0.285							
Temp.Coeff.of Isc (%/°C)	0.055							
Temp.Coeff.of Pm (%/°C)	-0.365							
Operating Temperature (°C)	-40 to 85							
Nominal Operating Cell Temperature(NOCT) (°C)	45±2							
Max.Series Fuse (A)	20							
Pressure Bearing (Pa)	5400							
Wind Bearing (Pa)	2400							

STC: Irradiance 1000W/m<sup>2</sup>, Cell temperature 25°C, AM1.5

NOCT: Irradiance 800W/m<sup>2</sup>, Ambient temperature 20°C, Wind speed 1m/s

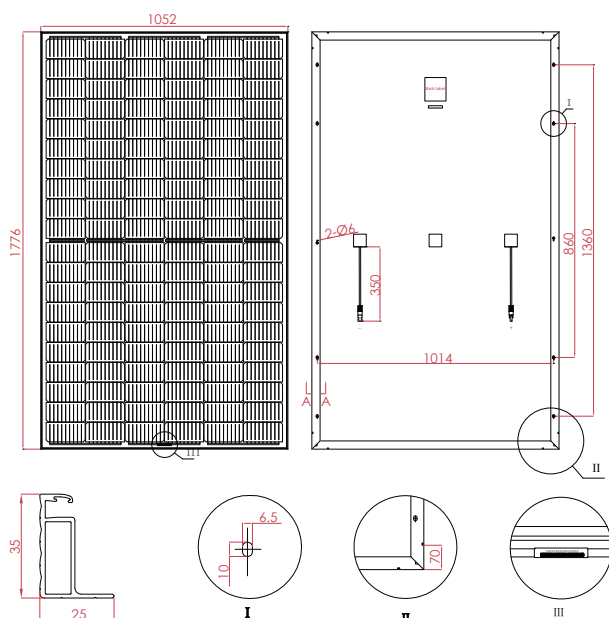
#### MATERIAL DETAILS

Frame	Anodized aluminum	Glass	3.2mm low-iron tempered suede glass
Cell	6×20pcs 166x83mm mono solar cell	Junction Box	IP≥68,TÜV & UL
Diode quantity	3	Cable&Connector	4mm <sup>2</sup> , EVO2 or EVO2 compatible
Cable length	350mm or as customer's requirements		

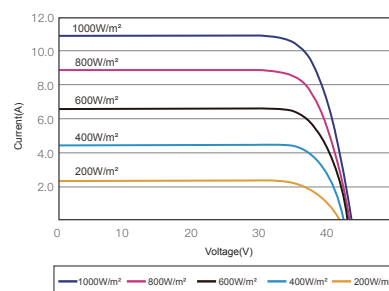
#### PACKING DETAILS

Dimension	1776×1052×35mm	Weight	20
Loading Capacity	858 pcs / 40'HC    360 pcs / 20'GP	Packing	31pcs/pallet

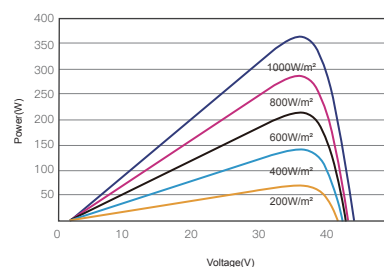
#### ENGINEERING DRAWINGS



#### IV CURVES



I-V CURVES OF PV MODULE(365W)



P-V CURVES OF PV MODULE(365W)