

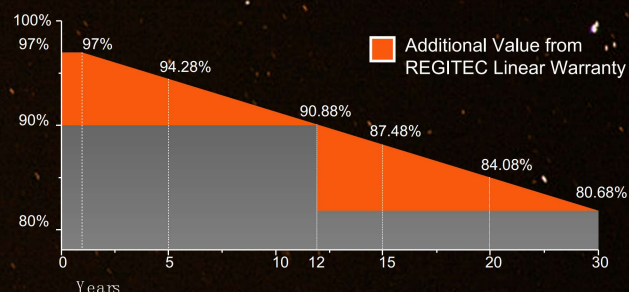
> RMH60-340~355AB1 340~355 Watt

166mm 120Cells ALL BLACK PV Module



25 years product warranty

30 years performance warranty



> PRODUCT FEATURE



High transmissivity, low-iron tempered glass.



Using high efficiency mono solar cells



Excellent performance in low-light environments



High quality junction box and connector systems



100% inspection, to guarantee the reliability of solar systems



Anti LID



Anti PID



Lower temperature coefficient



Quality RFID Tracking

> MANAGEMENT SYSTEM



ISO 9001:
Quality management system



ISO 14001:
Standard for environmental management system

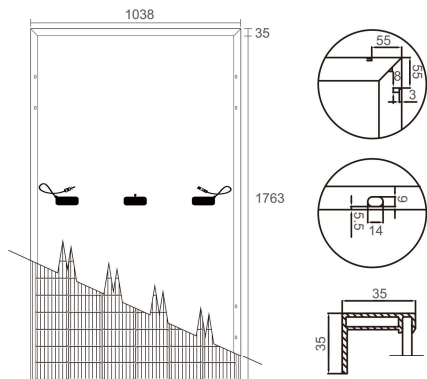


OHSAS 18001:
International standard for occupational health and safety assessment system

> PRODUCT CERTIFICATES



Dimension Drawing

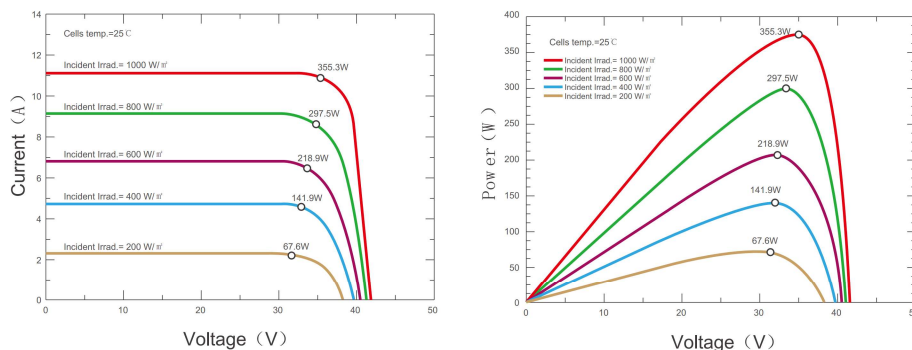


All Dimensions in mm

The above drawing is a graphical representation of the product.
For engineering quality drawings please contact REGITEC.

I-V Graph

Current-Voltage & Power-Voltage Curves (RMH60-355AB1)



Electrical Characteristics (STC/NOCT)

Module Type	RMH60-340AB1		RMH60-345AB1		RMH60-350AB1		RMH60-355AB1	
	STC	NOCT	STC	NOCT	STC	NOCT	STC	NOCT
Maximum Power- Pmax(W)	340	251	345	255	350	259	355	263
Open Circuit Voltage - Voc(V)	40.1	37.4	40.3	37.6	40.5	37.8	40.7	38.0
Short- Circuit Current - Isc(A)	10.83	8.68	10.92	8.77	11.01	8.86	11.10	8.95
Voltage at Pmax -Vmp(V)	32.9	30.3	33.1	30.5	33.3	30.7	33.5	30.9
Current at Pmax - Imp(A)	10.34	8.29	10.43	8.36	10.52	8.43	10.6	8.5
Module Efficiency -ηm(%)	18.35	/	18.62	/	18.89	/	19.16	/
Power Tolerance(W)	(0, +4.99W)							
Maximum System Voltage(V)	1000/1500Vdc (IEC / UL)							
Maximum Series Fuse Rating (A)	25A							

STC : Irradiance 1000W/m², Cell Temperature 25℃, Air Mass 1.5

NOCT : Irradiance 800W/m², Ambient Temperature 20℃, Air Mass 1.5, Wind Speed 1m/s

Mechanical Specifications

External Dimensions	1763X1038X35mm
Weight	19.5kg
Solar Cells	Mono crystalline 166x83mm (2x60pcs)
Front Glass	AR Coated 3.2 mm tempered glass
Frame	Anodized aluminum alloy
Junction Box	IP68
Output Cables	4.0mm ² , 500mm (+), 500mm (-), length can be customized
Connector	MC4 Compatible
Mechanical Load	Front Side Max. 5400Pa, Rear Side Max. 2400Pa

Packing Configuration

	1763X1038X35mm	
Container	20'GP	40'HQ
Pieces per Pallet	30	32
Pallets per Container	6	26
Pieces per Container	180	832

Temperature Characteristics

Pmax Temperature Coefficient	-0.350%/℃
Voc Temperature Coefficient	-0.270%/℃
Isc Temperature Coefficient	+0.048%/℃
Operating Temperature	-40 ~ +85℃
Nominal Operating Cell Temperature(NOCT)	45±2℃