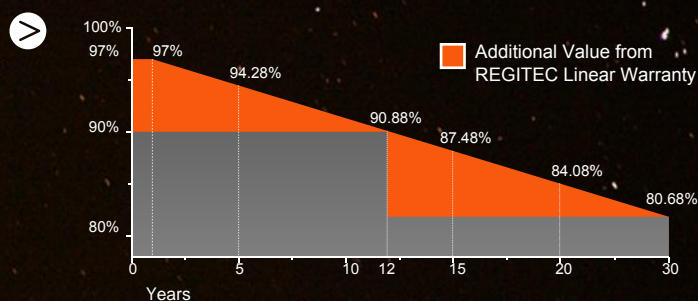


➤ RM60-310~325AB1 310~325 Watt










158mm 60Cells ALL BLACK PV Module

➤ 25 years product warranty




30 years performance warranty



➤ PRODUCT FEATURE

-  High transmissivity, low-iron tempered glass.
-  PERC Using high efficiency mono solar cells
-  Excellent performance in low-light environments
-  High quality junction box and connector systems
-  100% inspection, to guarantee the reliability of solar systems
-  Anti LID
-  Anti PID
-  Lower temperature coefficient
-  Quality RFID Tracking

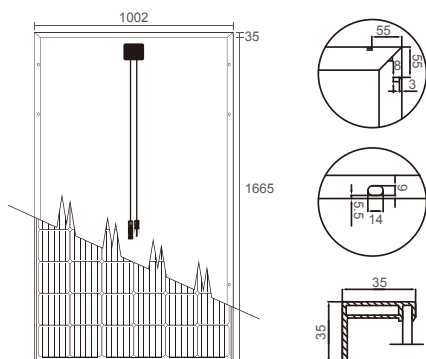
➤ MANAGEMENT SYSTEM

-  **ISO 9001 :** Quality management system
-  **ISO 14001 :** Standard for environmental management system
-  **OHSAS 18001 :** International standard for occupational health and safety assessment system

➤ PRODUCT CERTIFICATES



Dimension Drawing

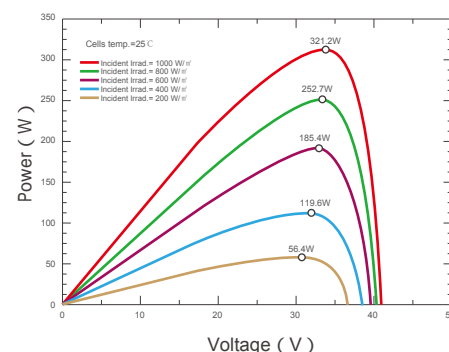
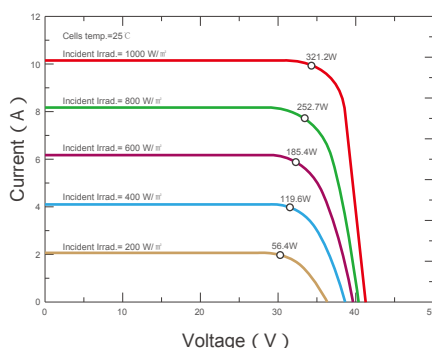


All Dimensions in mm

The above drawing is a graphical representation of the product.
For engineering quality drawings please contact REGITEC.

I-V Graph

Current-Voltage & Power-Voltage Curves (RM60-320AB1)



Electrical Characteristics (STC/NOCT)

Module Type	RM60-310AB1		RM60-315AB1		RM60-320AB1		RM60-325AB1	
	STC	NOCT	STC	NOCT	STC	NOCT	STC	NOCT
Maximum Power- Pmax(W)	310	229	315	233	320	237	325	241
Open Circuit Voltage - Voc(V)	40.5	38.1	40.7	38.4	40.9	38.7	41.1	39.0
Short- Circuit Current - Isc(A)	9.95	7.88	10.04	7.92	10.15	7.96	10.20	8.00
Voltage at Pmax - Vmp(V)	33.0	31.0	33.2	31.3	33.4	31.6	33.6	31.9
Current at Pmax - Imp(A)	9.4	7.41	9.49	7.45	9.59	7.49	9.68	7.53
Module Efficiency -ηm(%)	18.58	/	18.88	/	19.18	/	19.48	/
Power Tolerance(W)	(0, +4.99W)							
Maximum System Voltage(V)	1000/1500Vdc (IEC / UL)							
Maximum Series Fuse Rating (A)	20A							

STC : Irradiance 1000W/m², Cell Temperature 25°C, Air Mass 1.5

NOCT : Irradiance 800W/m², Ambient Temperature 20°C, Air Mass 1.5, Wind Speed 1m/s

Mechanical Specifications

External Dimensions	1665X1002X35mm
Weight	19.0kg
Solar Cells	Mono crystalline 158.75x158.75mm (60pcs)
Front Glass	AR Coated 3.2 mm tempered glass
Frame	Anodized aluminum alloy
Junction Box	IP68
Output Cables	4.0mm ² , 1000mm (+), 1000mm (-), length can be customized
Connector	MC4 Compatible
Mechanical Load	Front Side Max. 5400Pa, Rear Side Max. 2400Pa

Packing Configuration

	1665X1002X35mm	
Container	20'GP	40'HQ
Pieces per Pallet	30	33
Pallets per Container	12	28
Pieces per Container	360	924

Temperature Characteristics

Pmax Temperature Coefficient	-0.370%/°C
Voc Temperature Coefficient	-0.28%/°C
Isc Temperature Coefficient	+0.048%/°C
Operating Temperature	-40 ~ +85°C
Nominal Operating Cell Temperature(NOCT)	45±2°C