

SKYMAX^{series}

RM-620-650W-182R/132TB

N-TOPCon Bifacial Monocrystalline Module

- Suitable for centralised PV generation.
- Warranty Upgrades.
- High efficiency and strong power generation.
- Safer smart manufacturing.
- No-Destructive Cutting.
- Junction Box Laser Welding Technology.

2382×1134×35/30

Dimensions (mm)

132 CELL

Mono TOPCon

620-650Wp

Power output

1500V DC


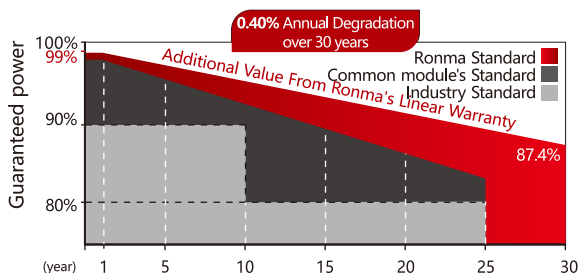
Max. system voltage

24.06%

Max. efficiency

LINEAR PERFORMANCE WARRANTY

15-year product warranty / 30-year linear power warranty



IEC61215/IEC61730/IEC61701/IEC62716/WEEE De93315506



Higher Power Output

Module power increases by 5-25% generally, bringing significantly lower LCOE and higher IRR. 0-5w positive tolerance output warranty.



Multi Busbar Technology

By improving optical utilization rate, power increases by 2~3% and efficiency increases by 0.4~0.6%.



PID Resistance

Excellent Anti-PID performance guarantee via optimized mass-production process and material control.



Low-light Performance

Excellent performance in low light.



Durability Against Extreme Environmental Conditions

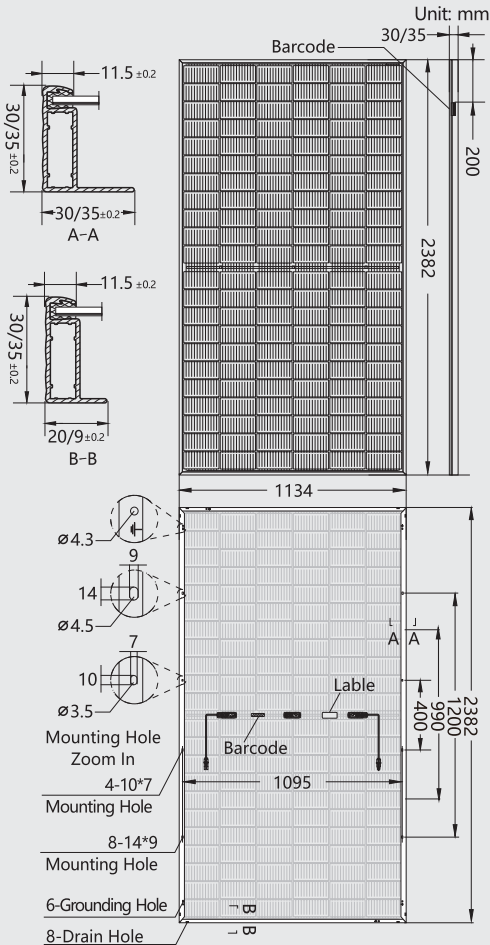
High salt mist and ammonia resistance certified by TÜV NORD.



EL Full Inspection

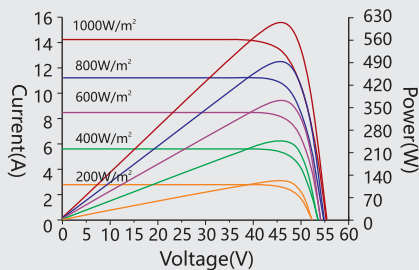
Dual-stage 100% EL Inspection.

Dimensions of PV Module

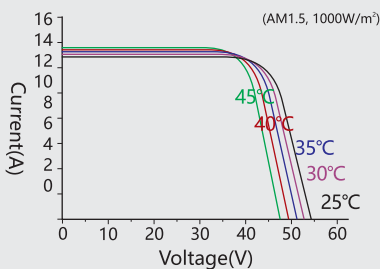


RM-650W-182R/132TB

I-V characteristics at different irradiances
Cells temp.=25°C



I-V characteristics at different temperatures



ELECTRICAL CHARACTERISTICS (STC*)

Rated Power in Watts-Pmax(Wp)	620	625	630	635	640	645	650
Open Circuit Voltage-Voc(V)	49.60	49.00	50.30	50.60	50.90	51.20	51.50
Short Circuit Current-Isc(A)	15.91	15.93	15.94	15.95	15.96	15.97	15.98
Max. Power Voltage-Vmpp(V)	41.40	41.60	42.00	42.30	42.60	42.90	43.20
Max. Power Current-Impp(A)	14.99	15.00	15.01	15.02	15.03	15.04	15.05
Module Efficiency(%)	23.00	23.12	23.32	23.51	23.69	23.88	24.06
Maximum system voltage	1500V DC						
Fuse Rating(A)	30						
Temperature coefficient Pmax	-0.30%/°C						
Temperature coefficient Isc	0.046%/°C						
Temperature coefficient Voc	-0.25%/°C						

Refer. Bifacial Factor $\phi_{Isc}=80\% \pm 10\%$, $\phi_{Voc}=100\% \pm 3\%$, $\phi_{Pmax}=80\% \pm 10\%$

*STC: Irradiance 1000W/m², module temperature 25°C, AM=1.5

SPECIFICATIONS(BNPI)

Rated Power in Watts-Pmax(Wp)	685	689	696	701	707	712	718
Open Circuit Voltage-Voc(V)	49.80	49.20	50.50	50.80	51.10	51.40	51.70
Short Circuit Current-Isc(A)	17.50	17.52	17.53	17.54	17.55	17.56	17.57
Max. Power Voltage-Vmpp(V)	41.60	41.80	42.20	42.50	42.80	43.10	43.40
Max. Power Current-Impp(A)	16.47	16.48	16.49	16.50	16.51	16.52	16.54
Power tolerance	0~+3%						
Operating Temperature	-40°C~85°C						

*BNPI: Irradiance: front 1000W/m² rear 135W/m² Cell Temperature 25°C, AM=1.5

MECHANICAL CHARACTERISTICS

Number of cells	132pcs
Type of cell	N-TOPCon Mono
Thickness of glass(mm)	2.0
Junction box	IP68, 1500V DC, 3 Diodes
Type of frame	Anodized Aluminum Alloy
Size of module(mm)	2382 × 1134 × 35/30
Weight(kg)	33.5
Cables/connectors	4.0mm ² , MC4 compatible
Length of Cable	+300mm/-200mm (connector included) Length can be customized

PACKAGING CONFIGURATION

Height of Modules (mm)	35	30
Number of Modules Per Pallet	31	36
Packaging Box Dimensions (l×w×h) (mm)	2400 × 1120 × 1260	2400 × 1120 × 1260
Box Gross Weight (kg)	1068.5	1236
Number of Modules Per 40ft (HQ) Container	620	720
Number of Pallets Per 40ft (HQ) Container	20	20

CAUTION : READ SAFETY AND INSTALLATION INSTRUCTIONS BEFORE USING THE PRODUCT
©2023 Ronma Solar. All rights reserved. Specifications included in this datasheet are subject to change without notice.

