


AstroSemi™

Incredible Power for Small Body

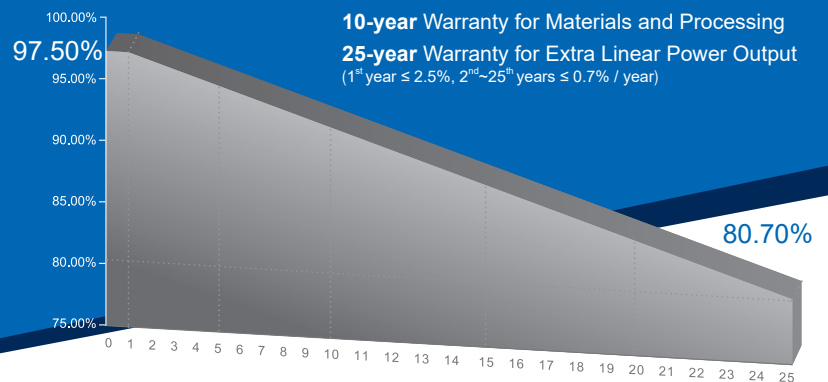


Multi-Busbar Module could be the option

285W~305W

Polycrystalline PV Module

CHSM60P-HC Series



KEY FEATURES

- OUTPUT POSITIVE TOLERANCE**
 Guaranteed 0~+5W positive tolerance ensures power output reliability.
- INNOVATIONAL HALF-CELL TECHNOLOGY**
 Improves the module output, decreases the risk of micro-crack, enhances the module reliability.
- INNOVATIVE PERC CELL TECHNOLOGY**
 Excellent cell efficiency and output.
- REDUCE SHADOW LOSS**
 Effectively reduces the effect of shadow on the module surface.
- REDUCE INTERNAL MISMATCH LOSS**
 Reduces mismatch loss and improves output.
- PASSED HAIL TEST**
 Certified to hail resistance: ice ball size (d=45mm) and ice ball velocity (v=30.7m/s).
- PID RESISTANCE**
 Excellent PID resistance at 96 hours (@85°C /85%) test, and also can be improved to meet higher standards for the particularly harsh environment.

COMPREHENSIVE CERTIFICATES



First solar company which passed the TUV Nord IEC/TS 62941 certification audit.

For Global Market



ASTRONERGY
 A CHNT COMPANY

ELECTRICAL SPECIFICATIONS

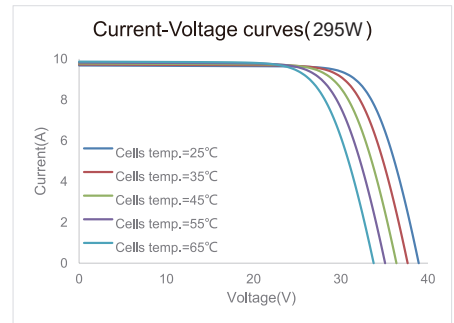
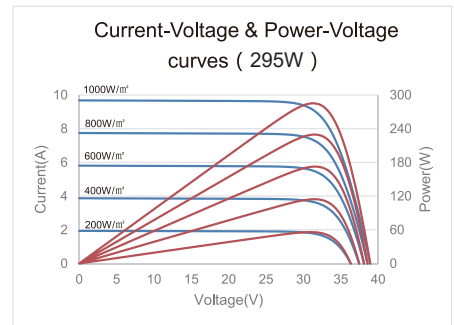
STC rated output (P_{mpp})*	285 Wp	290 Wp	295 Wp	300 Wp	305 Wp
Rated voltage (V_{mpp}) at STC	32.12 V	32.34 V	32.56 V	32.78 V	33.00 V
Rated current (I_{mpp}) at STC	8.87 A	8.97 A	9.06 A	9.16 A	9.26 A
Open circuit voltage (V_{oc}) at STC	38.65 V	38.90 V	39.14 V	39.39 V	39.63 V
Short circuit current (I_{sc}) at STC	9.34 A	9.43 A	9.52 A	9.60 A	9.68 A
Module efficiency	17.2%	17.5%	17.8%	18.2%	18.5%
Rated output (P_{mpp}) at NOCT	212.3 Wp	216.0 Wp	219.7 Wp	223.5 Wp	227.2 Wp
Rated voltage (V_{mpp}) at NOCT	29.83 V	30.02 V	30.23 V	30.41 V	30.59 V
Rated current (I_{mpp}) at NOCT	7.12 A	7.20 A	7.27 A <td 7.35 A	7.43 A	
Open circuit voltage (V_{oc}) at NOCT	36.21 V	36.45 V	36.67 V	36.90 V	37.13 V
Short circuit current (I_{sc}) at NOCT	7.54 A	7.61 A	7.69 A	7.75 A	7.82 A
Temperature coefficient (P_{mpp})	- 0.3550%/°C				
Temperature coefficient (I_{sc})	+0.0415%/°C				
Temperature coefficient (V_{oc})	- 0.2729%/°C				
Normal operating cell temperature (NOCT)	44 ±2°C				
Maximum system voltage (IEC/UL)	1500V _{DC}				
Number of diodes	3				
Junction box IP rating	IP 67				
Maximum series fuse rating	15 A(≤300W), 20 A(≥305W)				

* Measurement tolerance +/- 3%

STC: Irradiance 1000W/m², Cell Temperature 25°C, AM=1.5

NOCT: Irradiance 800W/m², Ambient Temperature 20°C, AM=1.5, Wind Speed 1m/s

CURVE



MECHANICAL SPECIFICATIONS

Outer dimensions (L x W x H)	1666 x 992 x 35 mm 65.59 x 39.06 x 1.38 in
Frame technology	Aluminum, silver anodized
Module composition	Glass / EVA / Backsheet (white)
Front glass thickness	3.2 mm / 0.13 in
Cable length (IEC/UL)	Portrait: 700 mm (27.56 in) Landscape: 1000 mm (39.37 in)
Cable diameter (IEC/UL)	4 mm ² / 12 AWG
① Maximum mechanical test load	6000 Pa (front) / 3600 Pa (back)
Fire performance (IEC/UL)	Class C (IEC) or Type 1 (UL)
Connector type (IEC/UL)	MC4 compatible

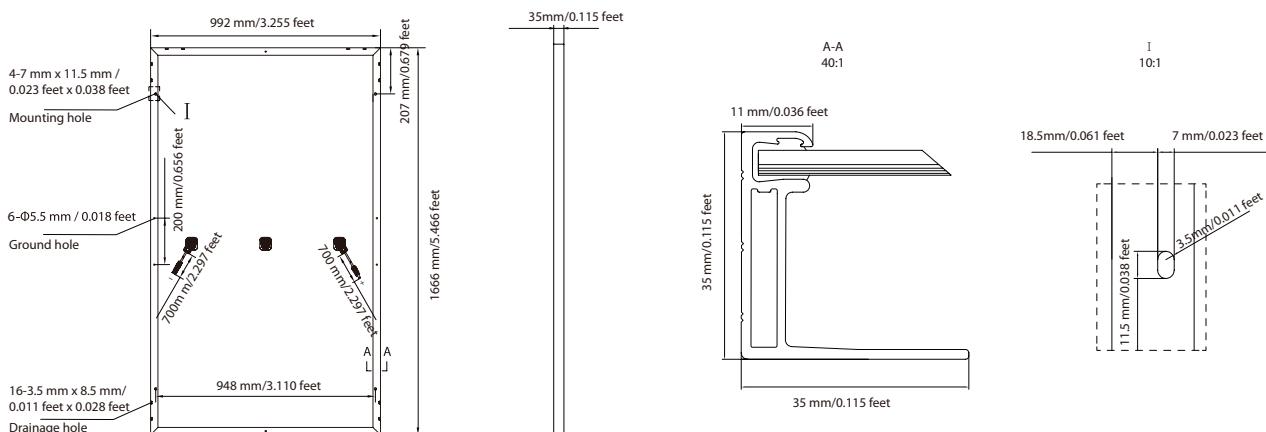
① Refer to Astronergy crystalline installation manual or contact technical department.
Maximum Mechanical Test Load=1.5×Maximum Mechanical Design Load.

PACKING SPECIFICATIONS

① Weight (module only)	18.6 kg / 41.01 lbs
② Packing unit	31 pcs / box
Weight of packing unit (for 40'HQ container)	616 kg / 1358 lbs
Number of modules per 40'HQ container	868 pcs

① Tolerance +/- 1.0kg
② Subject to sales contract

MODULE DIMENSION DETAILS



© Chint Solar (Zhejiang) Co., Ltd. Reserves the right of final interpretation. please contact our company to use the latest version for contract.