



15.98%
Max Module Efficiency

260W
Max Power Output

12 Year
Product Warranty

25 Year
Linear Power Warranty

Certifications



XTM6-60BK



Positive tolerance

Guaranteed power output positive tolerance from 0 to 3%.



Smart auto-recognition of weak light performance

Smart light auto-recognition under the condition of low irradiance and hazy light (mornings, evenings and cloudy days).



Steady resistance to strong hailstone, wind and snow loads

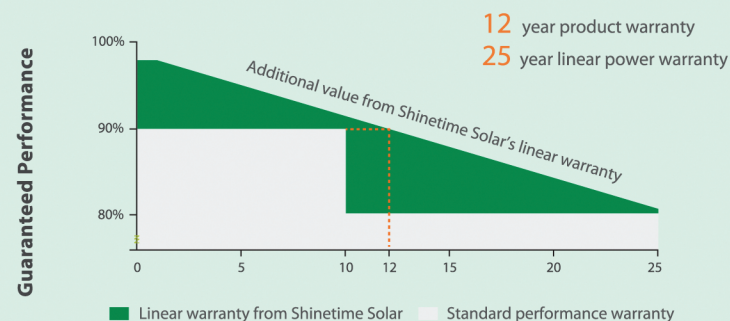
Special frame construction certified to ensure high wind loads (2400 Pa), snow loads (5400 Pa) and hailstone (40mm/4.5m/s).



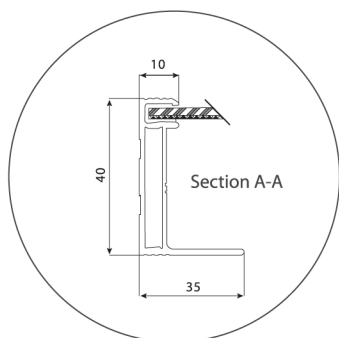
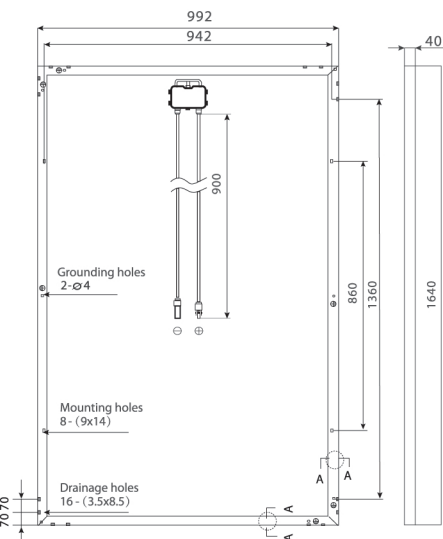
Certified manufacturing facility

Manufacturing facility certified by TÜV Rheinland to ISO 9001:2008, ISO 14001:2004.

Linear Performance Warranty



Unit: mm



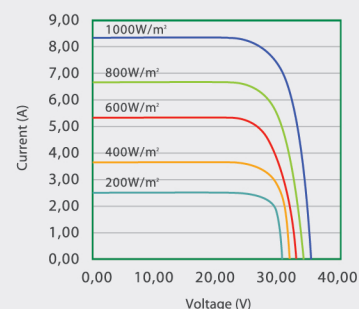
Electrical Data @ STC	XTM6-60-250BK	XTM6-60-255BK	XTM6-60-260BK	XTM6-60-265BK	XTM6-60-270BK
Peak Power Watts - P _{MAX} (Wp)	250	255	260	265	270
Nominal Power Voltage - V _{mp} (V)	30.3	30.6	30.8	31.1	31.3
Nominal Power Current - I _{mp} (A)	8.25	8.33	8.44	8.52	8.63
Open Circuit Voltage - V _{oc} (V)	37.7	37.9	38.1	38.3	38.5
Short Circuit Current - I _{sc} (A)	8.77	8.85	8.93	9.01	9.09
Module Efficiency - η _m (%)	15.37	15.67	15.98	16.29	16.60

Values at Standard Test Conditions STC (Air Mass: AM1.5, Irradiance: 1000W/m², Cell Temperature: 25 °C).

Electrical Data @ NOCT	XTM6-60-250BK	XTM6-60-255BK	XTM6-60-260BK	XTM6-60-265BK	XTM6-60-270BK
Maximum Power - P _{MAX} (W)	181	185	189	193	197
Maximum Power Voltage - V _{mp} (V)	27.6	27.7	27.8	27.9	28.0
Maximum Power Current - I _{mp} (A)	6.58	6.68	6.79	6.92	7.04
Open Circuit Voltage - V _{oc} (V)	35.1	35.2	35.2	35.3	35.4
Short Circuit Current - I _{sc} (A)	7.02	7.13	7.15	7.22	7.29

NOCT: Irradiance at 800W/m², Ambient Temperature 20 °C, Wind Speed 1m/s.

I-V Curves of PV Module XTM6-60BK



Average efficiency reduction of 4.5% at 200W/m² according to EN 60904-1.

Temperature Ratings

Nominal Operating Cell Temperature (NOCT)	(45±3) °C
Temperature Coefficient of P _{MAX}	(-0.412) %/k
Temperature Coefficient of V _{oc}	(-0.328) %/k
Temperature Coefficient of I _{sc}	(0.035) %/k



Operating Conditions

Maximum System Voltage	1000V _{dc}
Max Series Fuse Rating	15A
Operating Temperature Range	-40 °C ~ +85 °C
Max. Static Load, Front	5400Pa
Max. Static Load, Back	2400Pa
Max. Hailstone Impact	40mm/4.5m/s

Mechanical Data

Solar Cells	Monocrystalline 156*156 mm (6 inches)
Cells Orientation	60 cells (6*10)
Module Dimension	1640*992*40 mm
Weight	19.5 kg
Glass	High transparency and low-iron tempered solar glass 3.2 mm (0.13 inches)
Frame	Black color anodized aluminum alloy
Junction Box	IP 67 rated
Cable	Photovoltaic technology cable: 4.0mm ² (0.006 inches ²), 900mm (35.4 inches),
Connector	MC4 Compatible/IP65 or MC4 Original/IP67

Warranty

12 year workmanship warranty
25 year linear performance warranty (12 year 90% power output, 25 year 80% power output)

Packing Configuration

26pcs per ctn, 2pcs per box, (2ctns+2boxes) per plt, 14 plts (784pcs) per 40'HQ

Warning: read the installation manual before handing, installing and operating Shinetime Solar modules. All rights reserved. Specifications include in this datasheet are subject to change without notice.

Address: No.6-8 Bifa Road, Industrial Zone of Jinyun City, Zhejiang, China Tel: 86-578-3218899 Fax: 86-578-3218900

© 2015 Shinetime Solar

www.ShinetimeSolar.com