

Mono Perc

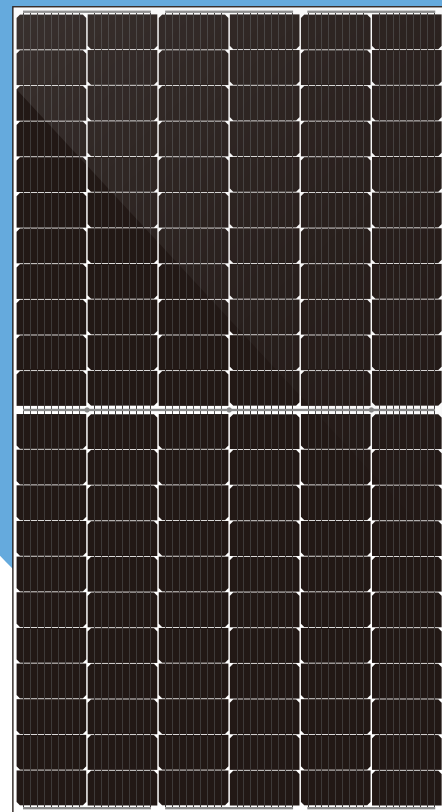
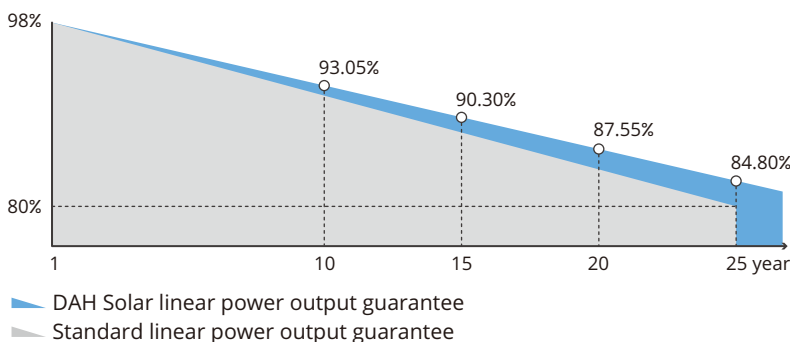
DHM-66L9(BW)

Half-Cell High Efficiency PV Module

Quality Guarantee

12-year Material & technology warranty

25-year Linear power output warranty



405~420W

Max
Module
Efficiency

21.03%



Optimal Process Design

166mm+9BB+Half-cut, higher power output



Select Grade A Crystalline Silicon Solar Cells

Grade A crystalline silicon solar cells make high-power output with cost-effective



Stable Generation Performance

Guaranteed 0~+5W positive tolerance and slower power attenuation:
first year ≤2%, 0.55% per year from 2-25



Process Upgraded

Lower risk of hot spot and stronger anti-PID ability



Higher Power Gains and Lower Losses

Excellent low irradiance performance and low shadow loss



Strong Environmental Adaptability and Great Durability

Certified by Dust-Sand, Salt-Mist, Ammonia etc. weather resistance tests and enhanced mechanical load: wind load (2400 Pa) and snow load (5400 Pa)

Comprehensive Products and System Certificates



IEC 61215 / IEC 61730 / CE / FIDE / INMETRO

ISO 45001-

2018/International standards for occupational health & safety

ISO 14001-

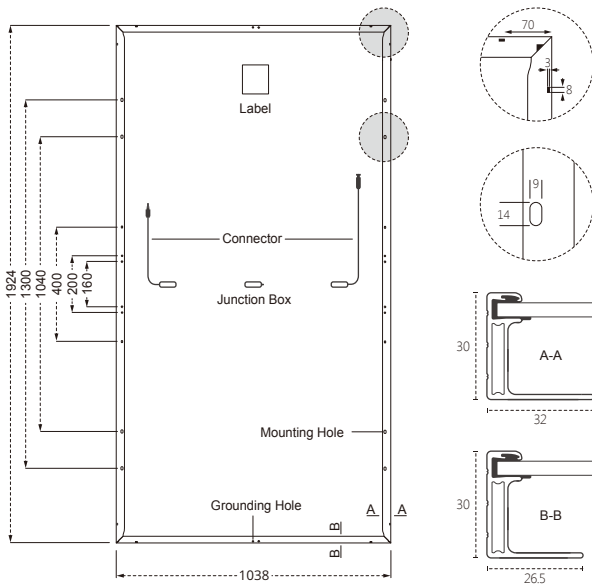
2015/Standards for environmental management system

ISO 9001-

2015/Quality management system

DHM-66L9(BW)-405~420W

Design



Mechanical Specification

Cells Type
Mono 166×83mm

Weight
22kg

Cable
(Including connector)
No. of Cells
Glass
Junction box
Connector

Dimension (L×W×T)
1924×1038×30mm

Packing
36pcs/pallet, 864pcs/40HQ

4.0mm², Portrait: 300mm(+)/400mm(-)
Landscape: 1400mm(+)/1400mm(-)
132 (6×22)
3.2mm High Transmission, Antireflection Coating
IP68, 3 Bypass Diodes
MC4 Compatible

Operating Parameters

Maximum system voltage	1500V DC
Operating Temperature	-40 ~ +85°C
Maximum series fuse rating	20A
Snow load, frontside	5400Pa
Wind load, backside	2400Pa
Nominal operating cell temperature	45°C±2°C
Application level	Class A

STC-Electrical Characteristics

Module Type	DHM-66L9(BW)			
Maximum Power (P _{max})	405	410	415	420
Open-circuit Voltage (V _{oc})	45.0	45.2	45.4	45.6
Maximum Power Voltage (V _{mp})	37.4	37.6	37.8	38.0
Short-circuit Current (I _{sc})	11.30	11.36	11.42	11.48
Maximum Power Current (I _{mp})	10.83	10.90	10.98	11.05
Module Efficiency (%)	20.28	20.53	20.78	21.03
Temperature Coefficient of I _{sc}	0.05%/°C			
Temperature Coefficient of V _{oc}	-0.31%/°C			
Temperature Coefficient of P _{max}	-0.35%/°C			

Standard Test Environment : Irradiance 1000W/m², Cell temperature 25°C, Spectrum AM1.5

NOCT-Electrical Characteristics

Maximum Power (P _{max})	301	305	309	312
Open-circuit Voltage (V _{oc})	42.2	42.4	42.6	42.8
Maximum Power Voltage (V _{mp})	35.1	35.3	35.5	35.6
Short-circuit Current (I _{sc})	9.13	9.18	9.23	9.28
Maximum Power Current (I _{mp})	8.59	8.65	8.71	8.77

Standard Test Environment : Irradiance 800W/m², Ambient temperature 20°C, Spectrum AM1.5, Wind speed 1m/s

I-V Curve DHM-66L9(BW)-415W

