


LATEST



MBB Series

Large Dimension Half Cell Mono Solar Module

SR-M660HL SR-M660325HL
SR-M660330HL
325~340W SR-M660335HL
SR-M660340HL



PID Resistance



Higher Power Output



9 Bus Bar Half Cut Cell
With PERC Technology



Strengthened Mechanical
Support 5400 Pa Snow
Load, 2400 Pa Wind Load

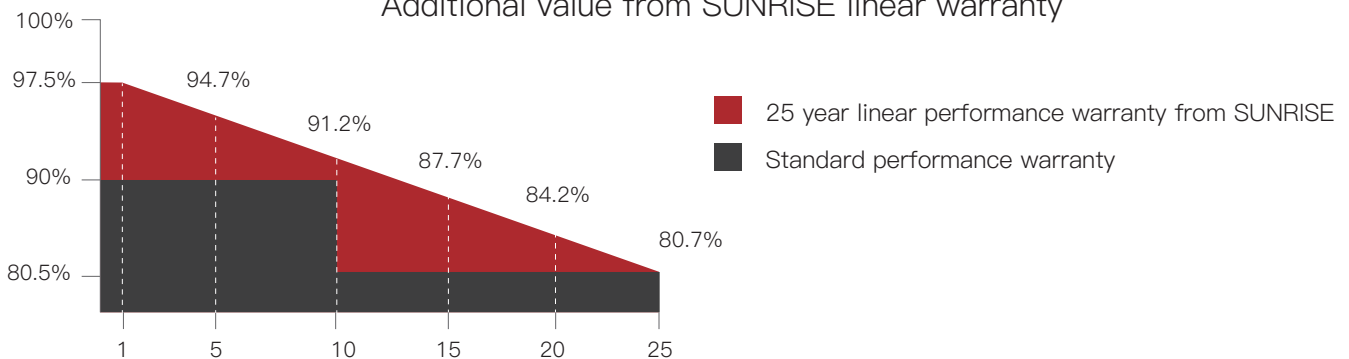


0~3% Positive Tolerance



Better Low-light
Performance

Additional value from SUNRISE linear warranty



SUNRISE ENERGY CO., LTD

TEL:+86-519-81688389

Web:www.sunriseenergy.cn

E-mail:info@sunriseenergy.cn

ADD:No.20 Tongzi River West Road, Zhonglou Development Zone, Changzhou, Jiangsu

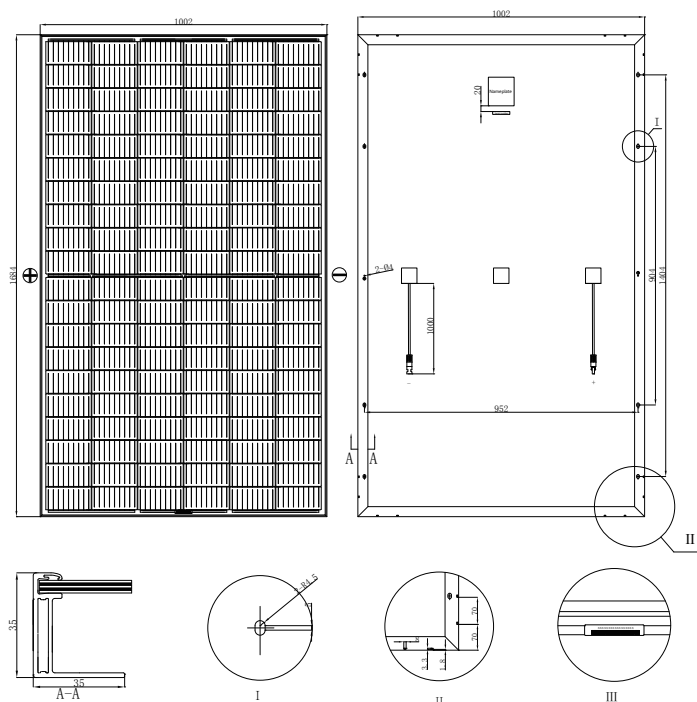
Large Dimension Half Cell(6x20) Mono Solar Module **SUNRISE**

Module Type		SR - M660325HL		SR - M660330HL		SR - M660335HL		SR - M660340HL	
Test Environment		STC	NOCT	STC	NOCT	STC	NOCT	STC	NOCT
Tolerance	(%)	0~+3		0~+3		0~+3		0~+3	
Module Efficiency	(%)	19.27		19.56		19.86		20.15	
Maximum Power	Pmax(W)	325	242	330	246	335	250	340	254
Open Circuit Voltage	Voc(V)	41.27	38.15	41.43	38.33	41.65	38.55	41.92	38.8
Short Circuit Current	Isc(A)	10.17	8.52	10.28	8.63	10.31	8.71	10.46	8.83
Maximum Power Voltage	Vm(V)	33.74	31.72	33.93	31.91	34.14	32.12	34.33	32.3
Maximum Power Current	Im(A)	9.64	7.64	9.73	7.73	9.82	7.79	9.91	7.86
Cell Type	(mm)	158.75×79.375(9BB Mono-Crystalline Silicon)							
Number of Cells	(Pcs)	120(6×20)							
Maximum System Voltage	(V)	DC1000							
Temp. Coeff. of Voc	(%/°C)	-0.282							
Temp. Coeff. of Isc	(%/°C)	0.041							
Temp. Coeff. of Pm	(%/°C)	-0.387							
Operating Temperature	°C	-40 to 85							
Nominal Operating Cell Temperature (NOCT)	°C	45±2							
Max. Series Fuse	(A)	15							
Pressure Bearing	(Pa)	5400							
Wind Bearing	(Pa)	2400							

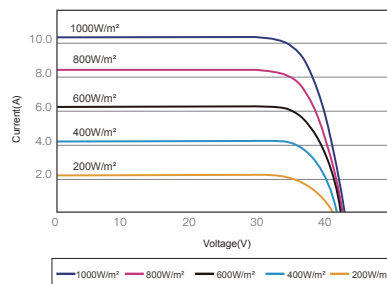
STC: Irradiance 1000W/m², Cell temperature 25°C, AM1.5

NOCT: Irradiance 800W/m², Ambient temperature 20°C, Wind speed 1m/s

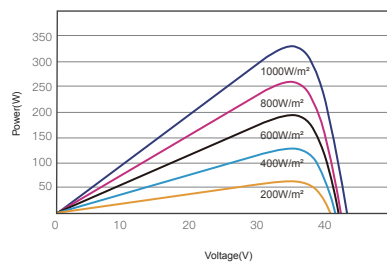
ENGINEERING DRAWINGS



IV CURVES



I-V CURVES OF PV MODULE(335W)



P-V CURVES OF PV MODULE(335W)

PACKING DETAILS

Dimension	(mm)	1684×1002×35
Weight	(kg)	19.1
Loading Capacity		348 pcs/20'GP 858 pcs/40'HC
Packing	pcs/pallet	30

Manufactured in China

MATERIAL DETAILS

Frame	Anodized aluminum
Glass	3.2mm low-iron tempered suede glass
Cell	6×20pcs 158.75×79.375mm mono solar cell
Junction Box	Rated Current≥15A, I _p ≥67, TÜV & UL
Cable&Connector	4mm ² , MC4 or MC4 compatible