



# GCL-M6/72GDF


## Bifacial Dual Glass Monocrystalline Module

### 365-400W

Cell Type



5BB



## 400W

Maximum Power Output

## 19.9%

Maximum Module Efficiency

## 0~+5W

Power Output Guarantee



Ideal choice for large scale ground installation



High conversion efficiency due to top quality wafers and advanced cell technology



Selected encapsulating material and stringent production process control ensure the product is highly PID resistant and snail trails free



Additional safety, Fire class A certified



Withstand up to 1500V system voltage effectively reduce BOS cost

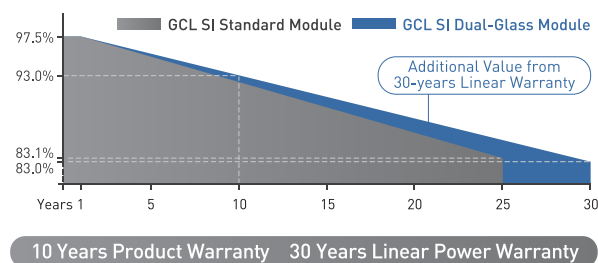


Sand blowing test, salt mist test and ammonia test passed to endure harsh environments

## GCL Delivers Reliable Performance Over Time

- World-class manufacturer of crystalline silicon photovoltaic modules
- Fully automatic facility and world-class technology
- Rigorous quality control to meet the highest standard: ISO9001:2015, ISO14001: 2015 and OHSAS: 18001 2007
- Tested for harsh environments (salt mist, ammonia corrosion and sand blowing test: IEC 61701, IEC 62716, DIN EN 60068-2- 68)
- Long term reliability tests
- 2x100% EL inspection ensuring defect-free modules

## Linear Performance Warranty



\* Please refer to GCL standard warranty for details

Additional Insurance Backed by Swiss RE



\* Please refer to GCL for details

# GCL-M6/72GDF

## Bifacial Dual Glass Monocrystalline Modul

365-400W

### Electrical Specification (STC\*)

Test Condition		Front	Rear	Front	Rear	Front	Rear	Front	Rear	Front	Rear	Front	Rear	Front	Rear
Maximum Power	P <sub>max</sub> (W)	365	258	370	262	375	265	380	269	385	272	390	276	395	279
Maximum Power Voltage	V <sub>mp</sub> (V)	39.13	39.53	39.32	39.72	39.52	39.92	39.72	40.12	39.92	40.32	40.12	40.52	40.32	40.72
Maximum Power Current	I <sub>mp</sub> (A)	9.33	6.53	9.41	6.59	9.49	6.64	9.57	6.70	9.65	6.76	9.73	6.81	9.80	6.86
Open Circuit Voltage	V <sub>oc</sub> (V)	47.93	47.23	48.13	47.43	48.33	47.63	48.53	47.83	48.73	48.03	48.93	48.23	49.13	48.43
Short Circuit Current	I <sub>sc</sub> (A)	9.80	6.88	9.88	6.94	9.96	6.99	10.04	7.05	10.12	7.10	10.20	7.16	10.28	7.22
Module Efficiency	(%)	18.2	12.8	18.4	13.0	18.7	13.2	18.9	13.4	19.2	13.6	19.4	13.7	19.7	13.9
Power Output Tolerance	(W)	0~+5													

\* Irradiance 1000W/m<sup>2</sup>, Module Temperature 25°C, Air Mass 1.5

### Electrical Specification (NOCT\*)

Test Condition		Front	Rear	Front	Rear	Front	Rear	Front	Rear	Front	Rear	Front	Rear	Front	Rear
Maximum Power	P <sub>max</sub> (W)	272.30	191.42	276.37	194.30	280.09	196.84	283.84	199.39	287.61	201.96	291.40	204.54	295.22	207.14
Maximum Power Voltage	V <sub>mp</sub> (V)	36.60	36.60	36.80	36.80	37.00	37.00	37.20	37.20	37.40	37.40	37.60	37.60	37.80	38.00
Maximum Power Current	I <sub>mp</sub> (A)	7.44	5.23	7.51	5.28	7.57	5.32	7.63	5.36	7.69	5.40	7.75	5.44	7.81	5.48
Open Circuit Voltage	V <sub>oc</sub> (V)	44.60	43.90	44.80	44.10	45.00	44.30	45.20	44.50	45.40	44.70	45.60	44.90	45.80	45.10
Short Circuit Current	I <sub>sc</sub> (A)	7.92	5.56	7.99	5.61	8.05	5.65	8.11	5.69	8.17	5.73	8.23	5.77	8.29	5.81

\* Irradiance 800W/m<sup>2</sup>, Ambient Temperature 20°C, Wind Speed 1m/s

### Mechanical Data

Number of Cells	72 Cells (6×12)
Dimensions of Module L*W*H (mm)	2006×1002×30mm(78.98×39.45×1.18 inches)
Weight (kg)	29.6 kg
Front Side Glass	High transparency solar glass 2.5mm (0.10 inches)
Back Side Glass	High transparency solar glass 2.5mm (0.10 inches)
Frame	Silver, anodized aluminium alloy
J-Box	IP68 Rated
Cable	4.0mm <sup>2</sup> [0.006 inches <sup>2</sup> ], length of "+" :200mm (7.87 inches), length of "-" :200mm (7.87 inches)
Number of diodes	3
Wind/ Snow Load	2400Pa/ 5400Pa*
Connector	MC Compatible

\* For more details please check the installation manual of GCLSI

### Temperature Ratings

Nominal Operating Cell Temperature (NOCT)	44±2°C
Temperature Coefficient of I <sub>sc</sub>	+0.06%/°C
Temperature Coefficient of V <sub>oc</sub>	-0.30%/°C
Temperature Coefficient of P <sub>max</sub>	-0.39%/°C

### Packaging Configuration

Module per box	26 pieces
Module per 40' container	572 pieces



### Maximum Ratings

Operational Temperature	-40~+85°C
Maximum System Voltage	1500V DC
Max Series Fuse Rating	20A

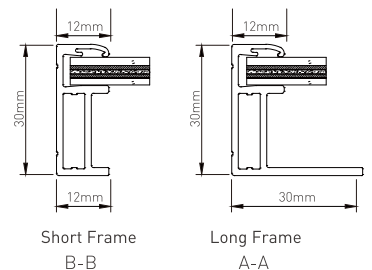
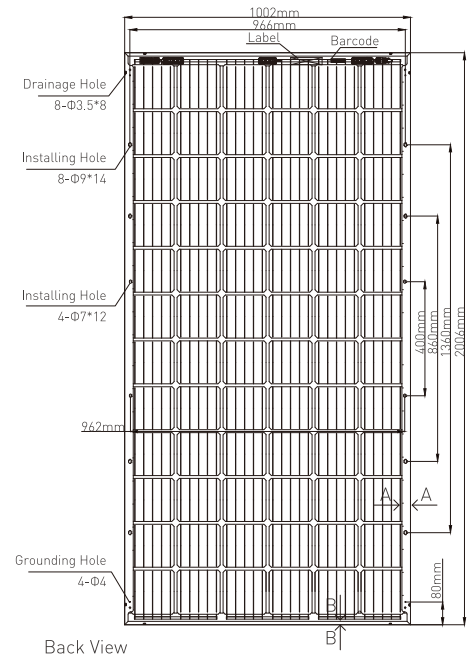
### Optional

Connector: ☐ Original MC4

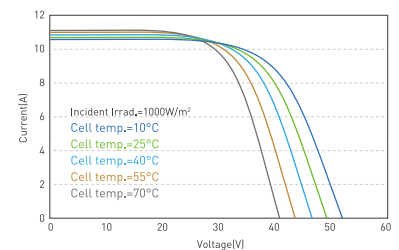
Contact Us for More Information

website: [www.gclsi.com](http://www.gclsi.com) email: [gclsisales@gclsi.com](mailto:gclsisales@gclsi.com)

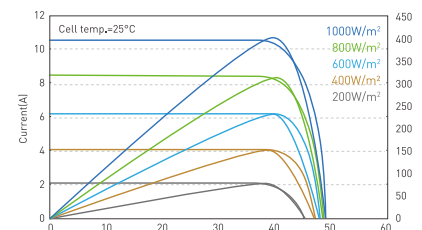
### Module Dimension



### I-V Curve at Different Temperature (400W)



### I-V/P-V Curve at Different Irradiation (400W)



CAUTION: READ INSTALLATION MANUAL BEFORE USING THE PRODUCT