

N-Type

MORE ENERGY

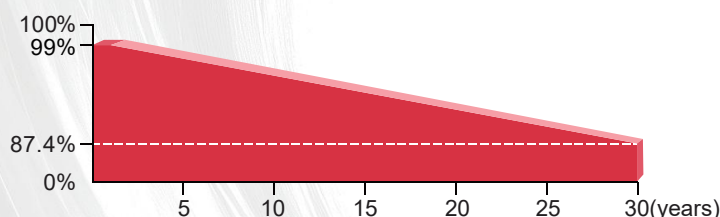
More Energy, More Power

440W MBB

Bifacial Double Glass

Mono Half-cell Module

M10B-108GANT 430~440W




More Energy's linear performance warranty

15 Years Product Warranty on Materials and Workmanship

30 Years Linear Performance Warranty

0.40% Subsequent Annual Degradation



- ▲ Higher output power
- ▲ Module efficiency up to 22.28%
- ▲ Lower temperature coefficient
- ▲ Up to 30% additional power gain from back side depending on albedo



- ▲ ISO9001:2015 Quality Management system
- ▲ ISO14001:2015 Environmental Management System
- ▲ ISO45001:2018 Occupational Health and Safety Management System



- ▲ Lower LCOE (Levelized Cost Of Energy)
- ▲ High Power output lead to lower BOS cost



Excellent Potential Induced Degradation Resistance



- ▲ Salt Mist Corrosion Protect
- ▲ Ammonia Resistance



Excellent Wind Load 2400Pa&Snow Load 5400Pa Under Certain Installation Method

Hotline&WhatsApp: + 49 15 225 20 30 30

Web: www.more-energy.net E-Mail: info@more-energy.net

Add: Fürtherstr. 38, 90429 Nürnberg, Germany



ME415~435M10B-108GANT

Electrical Characteristics(STC*)

Power Output(Wp)	420	425	430	435	440
Max Power Tolerance(W)	0-5	0-5	0-5	0-5	0-5
Module Efficiency(%)	21.25	21.51	21.76	22.02	22.28
Voltage Mpp-Vmpp(V)	31.44	31.63	31.81	31.99	32.17
Current Mpp-Impp(A)	13.20	13.28	13.36	13.44	13.52
Voltage Open Circuit-Voc(V)	37.83	38.02	38.21	38.40	38.59
Short Circuit Current-Isc(A)	13.97	14.05	14.13	14.21	14.29

*STC:Irradiance 1000 W/m²,Environment Temperature 25°C,Air Mass AM1.5

Electrical Characteristics(NMOT*)

Power Output(Wp)	314	318	322	326	329
Voltage Mpp-Vmpp(V)	29.57	29.75	29.93	30.07	30.16
Current Mpp-Impp(A)	10.62	10.69	10.76	10.84	10.91
Voltage Open Circuit-Voc(V)	35.97	36.16	36.35	36.54	36.73
Short Circuit Current-Isc(A)	11.24	11.31	11.37	11.43	11.49

*NMOT:Irradiance 800 W/m²,Environment Temperature 20°C,Air Mass AM1.5

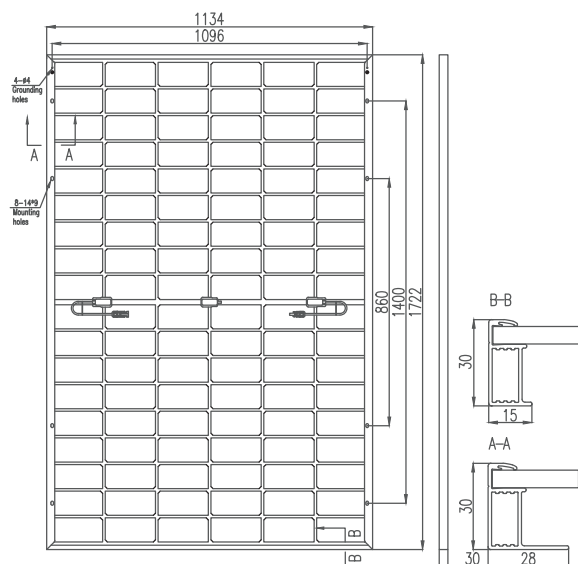
Electrical Characteristics(NMOT*)

Power Gain(%)	Power Output(Wp)	Voltage Mpp-Vmpp(V)	Current Mpp-Impp(A)	Voltage Open Circuit-Voc(V)	Short Circuit Current-Isc(A)
10	468	31.81	14.70	38.21	15.54
15	489	31.81	15.36	38.21	16.25
20	510	31.81	16.03	38.21	16.96
25	531	31.81	16.70	38.21	17.66
30	553	31.81	17.37	38.21	18.37

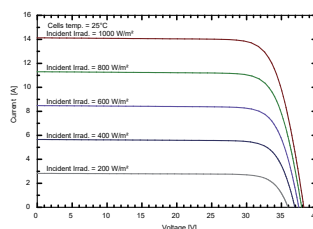
Mechanical Data

Dimension Of Module	1722*1134*30mm
Weight(kg)	25
Front/Back Glass	2.0mm heat strengthened glass
Cables	4mm ² /300mm or Customized Length
Junction Box	IP68,3 Bypass-Diode
Connector	MC4 compatible

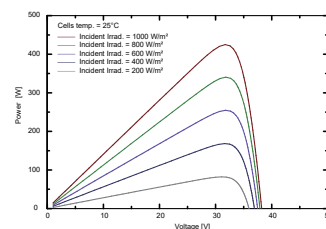
Module Back View



I-V Curves(425W)



P-V Curves(425W)



Mechanical Data

Loading Capacity	962 pcs/40'HQ
------------------	---------------

Working Conditions

Max System Voltage(VDC)	1500V
Max Series Fuse Rating	30A
Maximum Load Capacity	Snow 5400Pa/Wind 2400Pa
Operating Temperature	-40 °C ~+85 °C
Safety Class	II
Power Bifaciality	70±5%

Working Conditions

Temperature Coefficients of Isc(%/°C)	0.046
Temperature Coefficients of Voc(%/°C)	-0.26
Temperature Coefficients of Pmpp(%/°C)	-0.310
NMOT	45±2 °C