

Harvest the Sunshine

Mono

390W MBB Half-Cell Module JAM60S20 365-390/MR Series

Introduction

Assembled with multi-busbar PERC cells, the half-cell configuration of the modules offers the advantages of higher power output, better temperature-dependent performance, reduced shading effect on the energy generation, lower risk of hot spot, as well as enhanced tolerance for mechanical loading.



Higher output power



Lower LCOE



Less shading and lower resistive loss

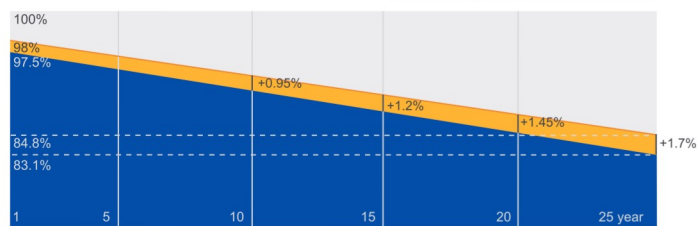


Better mechanical loading tolerance

Superior Warranty

- 12-year product warranty
- 25-year linear power output warranty

0.55% Annual Degradation
Over 25 years



■ New linear power warranty ■ Standard module linear power warranty

Comprehensive Certificates

- IEC 61215, IEC 61730, UL 61215, UL 61730
- ISO 9001: 2015 Quality management systems
- ISO 14001: 2015 Environmental management systems
- ISO 45001: 2018 Occupational health and safety management systems
- IEC TS 62941: 2016 Terrestrial photovoltaic (PV) modules – Guidelines for increased confidence in PV module design qualification and type approval



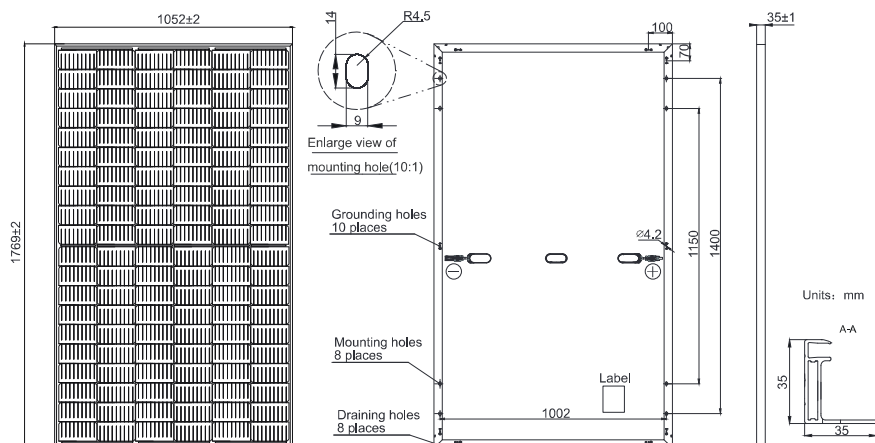
JA SOLAR

www.jasolar.com

Specifications subject to technical changes and tests.
JA Solar reserves the right of final interpretation.



MECHANICAL DIAGRAMS



Remark: customized frame color and cable length available upon request

SPECIFICATIONS

Cell	Mono
Weight	20.5kg±3%
Dimensions	1769±2mm×1052±2mm×35±1mm
Cable Cross Section Size	4mm ² (IEC) ,12 AWG(UL)
No. of cells	120(6×20)
Junction Box	IP68, 3 diodes
Connector	MC4(1000V) MC4-EVO2(1500V)
Cable Length (Including Connector)	1200mm(+)/1200mm(-)
Packaging Configuration	31pcs/Pallet 806pcs/40ft Container

ELECTRICAL PARAMETERS AT STC

TYPE	JAM60S20 -365/MR	JAM60S20 -370/MR	JAM60S20 -375/MR	JAM60S20 -380/MR	JAM60S20 -385/MR	JAM60S20 -390/MR
Rated Maximum Power(P _{max}) [W]	365	370	375	380	385	390
Open Circuit Voltage(V _{oc}) [V]	41.13	41.30	41.45	41.62	41.78	41.94
Maximum Power Voltage(V _{mp}) [V]	33.96	34.23	34.50	34.77	35.04	35.33
Short Circuit Current(I _{sc}) [A]	11.30	11.35	11.41	11.47	11.53	11.58
Maximum Power Current(I _{mp}) [A]	10.75	10.81	10.87	10.93	10.99	11.04
Module Efficiency [%]	19.6	19.9	20.2	20.4	20.7	21.0
Power Tolerance	0~+5W					
Temperature Coefficient of I _{sc} (α _{Isc})	+0.044%/°C					
Temperature Coefficient of V _{oc} (β _{Voc})	-0.272%/°C					
Temperature Coefficient of P _{max} (γ _{Pmp})	-0.350%/°C					
STC	Irradiance 1000W/m ² , cell temperature 25°C, AM1.5G					

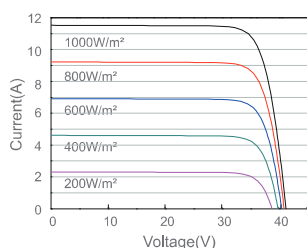
Remark: Electrical data in this catalog do not refer to a single module and they are not part of the offer. They only serve for comparison among different module types.

ELECTRICAL PARAMETERS AT NOCT

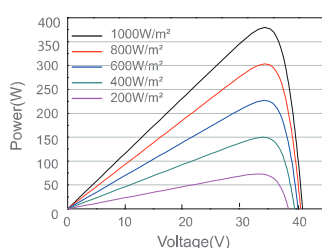
TYPE	JAM60S20 -365/MR	JAM60S20 -370/MR	JAM60S20 -375/MR	JAM60S20 -380/MR	JAM60S20 -385/MR	JAM60S20 -390/MR	OPERATING CONDITIONS	
Rated Max Power(P _{max}) [W]	276	280	284	287	291	295	Maximum System Voltage	1000V/1500V DC
Open Circuit Voltage(V _{oc}) [V]	38.41	38.65	38.89	39.14	39.38	39.63	Operating Temperature	-40°C~+85°C
Max Power Voltage(V _{mp}) [V]	32.05	32.30	32.55	32.72	32.96	33.20	Maximum Series Fuse Rating	20A
Short Circuit Current(I _{sc}) [A]	9.15	9.20	9.25	9.30	9.35	9.40	Maximum Static Load, Front	5400Pa (112 lb/ft ²)
Max Power Current(I _{mp}) [A]	8.61	8.66	8.71	8.78	8.83	8.88	Maximum Static Load, Back	2400Pa (50 lb/ft ²)
NOCT	Irradiance 800W/m ² , ambient temperature 20°C, wind speed 1m/s, AM1.5G						NOCT	45±2°C
							Safety Class	Class II
							Fire Performance	UL Type 1

CHARACTERISTICS

Current-Voltage Curve JAM60S20-380/MR



Power-Voltage Curve JAM60S20-380/MR



Current-Voltage Curve JAM60S20-380/MR

