





## MONO 72PCS SERIES MODULE

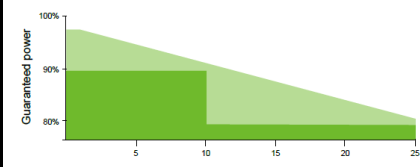


- Industry leading module power output warranty
- International quality, safety and performance certifications
- Manufacturing facility certified to ISO9001 quality management system standards
- Beautiful appearance, good durability & easy installation
- Special design in accordance with requirements of customers



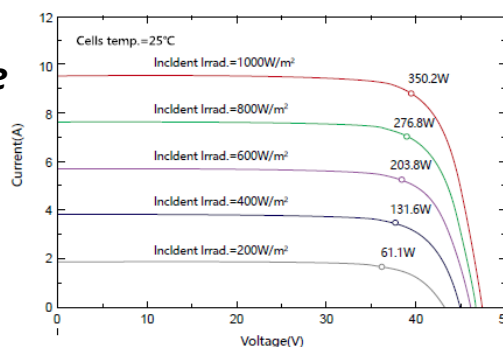
## WARRANTIES

- 12 years for product defects in materials & workmanship
- 12 years for 90% of warranted minimum power output
- 25 years for 80% of warranted minimum power output
- 25 years linear warranty

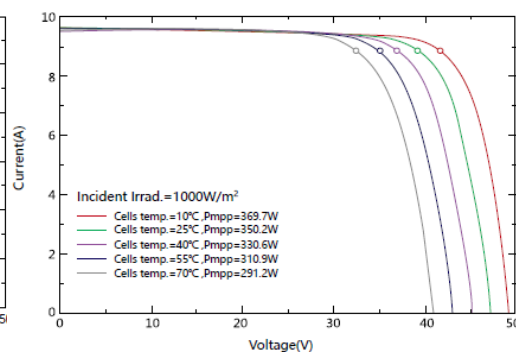


## QUALITY DESIGN GREAT DURABILITY EASY INSTALLATION

### I-V Curve



I-V Curves at different irradiance



I-V Curves at different temperature

## SR-360/355/350/345/340-72M

### PRODUCT SPECIFICATION

Electrical parameters at standard test conditions  
(STC:AM=1.5, 1000W/m<sup>2</sup>, Cells Temperature 25℃ )

Typical type	385W	380W	375W	370W
Max power(Pmax)	385	380	375	370
Max power voltage(Vmp)	40.80	40.50	40.20	39.90
Max power current(Imp)	9.44	9.39	9.33	9.28
Open circuit voltage(Voc)	49.10	48.90	48.70	48.50
Short circuit current(Isc)	9.92	9.75	9.68	9.61
Module Efficiency(%)	19.84	19.58	19.33	19.07
Max system voltage	DC 1500V(TUV)			
Maximum Series Fuse Rating	15A			

#### Mechanical Data

Dimensions	1956×992×40mm
Weight	22kgs
Front glass	3.2 mm tempered glass
Output cables	4 mm <sup>2</sup> lengths 900 mm
Connectors	MC4 compatible IP67
Cell type	Mono Cell 158.75*158.75mm
Number of cells	72 cells in series

#### Temperature Characteristics

Temp.Coeff.of Isc(TK Isc)	0.05% / °C
Temp.Coeff.of Voc(TK Voc)	(-0.32%) / °C
Temp.Coeff.of Pmax(TK Pmax)	(-0.41%) / °C
Operating temperature	(-40~+85%) °C
Normal operating cell temperature	45±2°C

#### Packing Configuration

Container	20'GP	40'GP	40'HQ
Pieces per pallet	52	52	56
Pallets per container	5	12	12
Pieces per container	260	624	672

#### Tests, Certifications

Standard tests	IEC 61215, IEC 61730
System certs	ISO 9001, ISO14001
Certifications	CQC,TUV,CE,MCS,CEC,CHUBB
Extreme wind and snow loads testing	Withstand extreme wind(2400 Pascal) Snow loads(5400 Pascal)
Positive tolerance	±3%
Junction box	IP67

#### Dimensions and Structure

