

**Tier1**

BloombergNEF


*Power the future*


# TOPCon 210R BIFACIAL

# 620-635W

High efficiency bifacial modules

· Silver frame, Bifacial Transparent



 UTILITY

 C&I

Module efficiency

# 23.51%



Better leveled cost of energy



Better high temperature stability

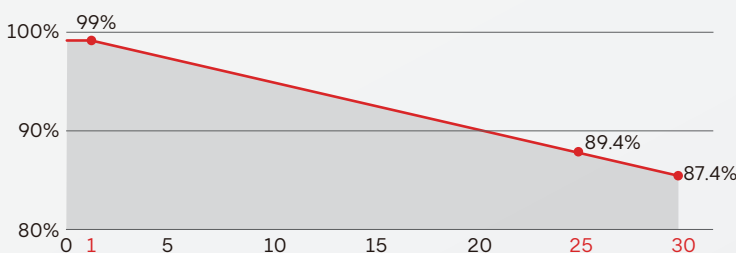


Improved low-light performance



Excellent bifacial performance

Linear performance guarantee for 30 years



## WARRANTY

Quality Guarantee **25** years

Power Warranty **30** years

## CERTIFICATE



Model of modules	SPDG620-N132R12		SPDG625-N132R12		SPDG630-N132R12		SPDG635-N132R12	
	STC	NMOT	STC	NMOT	STC	NMOT	STC	NMOT
Power ( Pmax/W)	620	469.30	625	473.5	630	477.6	635	481.7
Maximum power current ( Vmp )	41.2	38.70	41.45	39	41.7	39.2	41.95	39.4
Maximum power current ( Imp )	15.05	12.12	15.08	12.15	15.11	12.18	15.14	12.22
Open circuit voltage ( Voc )	49.25	46.70	49.49	47	49.73	47.2	49.97	47.5
Short circuitcurrent ( Isc )	15.92	12.82	15.96	12.85	15.99	12.88	16.03	12.91
Module efficiency	22.95%		23.14%		23.32%		23.51%	

STC ( Electrical parameters at standard test conditions (STC:AM=1.5, 1000W/m<sup>2</sup> ,Cells Temperature25°C )

NMOT ( Irradiance 800W/m<sup>2</sup>, Ambient Temperature 20°C,AM1.5,Wind Speed 1m/s )

**ELECTRICAL CHARACTERISTICS WITH 15% REAR SIDE POWER GAIN**

Front power Pmax/W	713.00	718.75	724.50	730.25
Maximum power voltage ( Vmp )	41.20	41.45	41.7	41.95
Maximum power current ( Imp )	17.31	17.34	17.37	17.41
Open circuit voltage ( Voc )	49.25	49.49	49.73	49.97
Short circuitcurrent ( Isc )	18.31	18.35	18.39	18.43

**STRUCTURAL CHARACTERISTICS**

Module size (L*W*H)	2382x1134x30mm
Weight	32.4kg
Cell	132 cells,N type Mono-Crystalline , 182.2mm×105 mm
Front glass	2.0mm , Anti-Reflection Coating
Back glass	2.0mm , Heat Strengthened Glass
Frame	Anodized aluminum alloy
Junction box	IP68 , 3 bypass diodes
Output wire	4mm <sup>2</sup>
Wire length	Line length 1300mm/customized
Connector	MC4 Compatible
Packing Specification	37 pcs/Pallet ; 740 pcs/40' HQ


**OPERATING PARAMETERS**

Power tolerance (W)	(0~+5W)
Maximum system voltage (V)	1500V
Maximum rated fuse current (A)	30A
Current operating temperature (C)	-40~+85°C
Mechanical load	+5400Pa/-2400Pa

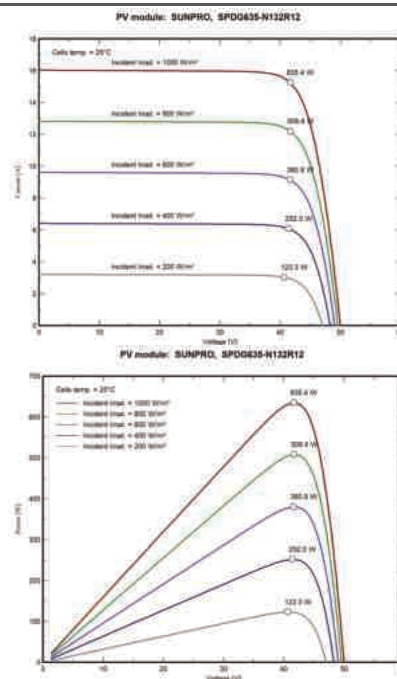
**TEMPERATURE CHARACTERISTICS**

Temp. Coeff. of Isc (TK Isc)	0.045% / °C
Temp. Coeff. of Voc (TK Voc)	-0.25% / °C
Temp. Coeff. of Pmax (TK Pmax)	-0.30% / °C
Normal Operating Cell Temperature	45±2°C

**MODULE DIMENSIONS(MM)**



**I-V CHARACTERISTICS AT DIFFERENT IRRADIATION**



**Zhejiang Sunpro Power Technology Co., Ltd**

Add.: Qinggang Industrial Zone, Yuhuan City, Zhejiang Province

Tel: +86 0576-80730906 E-mail: info@sunpropower.com Website: www.sunpropower.com

\*The above parameters are for reference only, and the actual parameters of the factory shall prevail