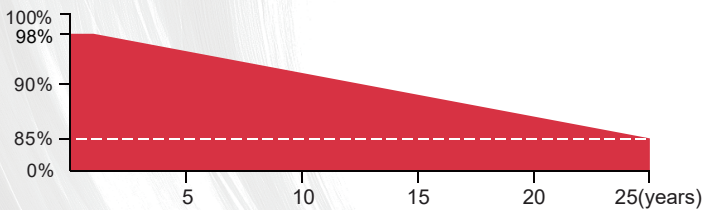



375W MBB

Monocrystalline Module

Full Black Module

M6-120 360~380W



More Energy's linear performance warranty

12 Years
Material & Craft
Quality assurance

25 Years
85% output
Power guarantee

OEM Brand



- ▲ Higher output power
- ▲ Module efficiency up to 20.5%
- ▲ Lower temperature coefficient



- ▲ ISO9001:2015 Quality Management system
- ▲ ISO14001:2015 Environmental Management System
- ▲ ISO45001:2018 Occupational Health and Safety Management System



- ▲ Lower LCOE (Levelized Cost Of Energy)
- ▲ High Power output lead to lower BOS cost



Excellent Potential Induced Degradation Resistance



- ▲ Salt Mist Corrosion Protect
- ▲ Ammonia Resistance



Excellent Wind Load 2400Pa & Snow Load 5400Pa Under Certain Installation Method

ME360~380M6-120

Electrical Characteristics(STC*)

Power Output(Wp)	360	365	370	375	380
Max Power Tolerance(W)	0-5	0-5	0-5	0-5	0-5
Module Efficiency(%)	19.8	20.0	20.3	20.6	20.9
Voltage Mpp-Vmpp(V)	33.96	34.14	34.35	34.53	34.80
Current Mpp-Impp(A)	10.60	10.69	10.77	10.86	10.92
Voltage Open Circuit-Voc(V)	40.62	40.83	41.08	41.28	41.59
Short Circuit Current-Isc(A)	11.53	11.62	11.70	11.79	11.85

*STC:Irradiance 1000 W/m²,Environment Temperature 25°C,Air Mass AM1.5

Electrical Characteristics(NMOT*)

Power Output(Wp)	276.56	280.41	284.25	288.09	291.93
Voltage Mpp-Vmpp(V)	30.96	31.12	31.31	31.47	31.72
Current Mpp-Impp(A)	8.93	9.01	9.08	9.15	9.20
Voltage Open Circuit-Voc(V)	37.50	37.70	37.93	38.11	38.40
Short Circuit Current-Isc(A)	9.80	9.88	9.95	10.02	10.07

*NMOT:Irradiance 800 W/m²,Environment Temperature 20°C,Air Mass AM1.5

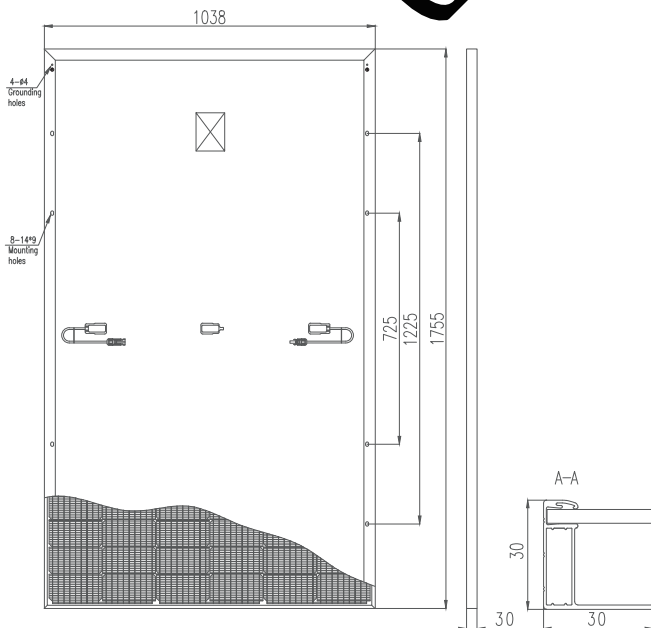
Mechanical Data

Dimension Of Module	1755*1038*30mm
Weight(kg)	18.5
Glass	High transmission glass 3.2mm
Cables	4mm ² /300mm or Customized Length
Junction Box	IP68,3 Bypass-Diode
Connector	MC4 compatible

Mechanical Data

Module Height	40'HQ
Pieces Per Pallet	36
Pallets Per Container	26
Pieces Per Container	936

Module Back View



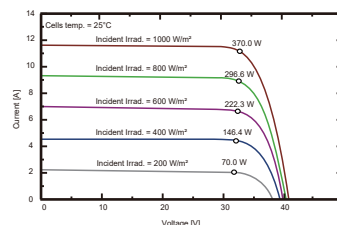
Working Conditions

Max System Voltage(VDC)	1500V
Max Series Fuse Rating	20A
Maximum Load Capacity	Snow 5400Pa/Wind 2400Pa
Operating Temperature	-40~+85
Safety Class	II

Working Conditions

Temperature Coefficients of Isc(%/°C)	0.046
Temperature Coefficients of Voc(%/°C)	-0.266
Temperature Coefficients of Pmpp(%/°C)	-0.354
NMOT	45±2°C

I-V Curves(370W)



P-V Curves(370W)

