


# PHONO



# 675-695w

## Helios Module Series

N-HJT HIGH EFFICIENCY MONO M12-20B-G

**Bloomberg**  
NEW ENERGY FINANCE

**Tier1**



### Excellent Power Generation Performance

- 210mm wafer with SMBB cell technology
- Over 85% bifaciality and up to 30% additional power generation
- Competitive high-temperature performance with ameliorated temperature coefficient ( $-0.26\%/^{\circ}\text{C}$ )
- Better weak illumination response of HJT technology leads higher power generation

### Consistent Reliability

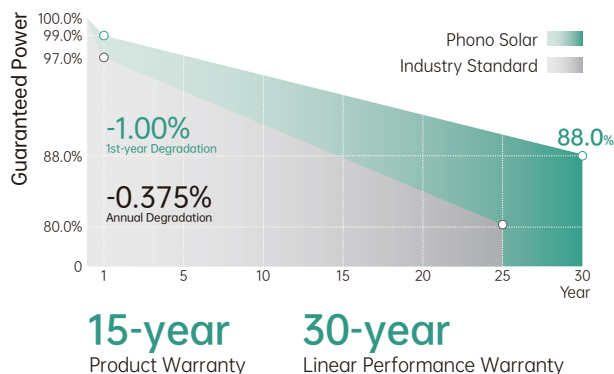
- Zero Light Induced Degradation
- Industry-leading cell technology of TCO thin film contributes to excellent anti-PID characteristic

### Shorter Payback Time

- Lower BoS cost ensure a better LCOE

### More Environmentally Friendly

- Low temperature welding technology & shorter manufacturing process contributes to lower carbon emissions



### MANAGEMENT SYSTEM CERTIFICATES

IEC 61215, IEC 61730

ISO 9001  
2015 / Quality management system

ISO 14001  
2015 / Standards for environmental management system

ISO 45001  
2018 / International standards for occupational health & safety



## Electrical Typical Values

Model	PS675M13GFH-22/WSH		PS680M13GFH-22/WSH		PS685M13GFH-22/WSH		PS690M13GFH-22/WSH		PS695M13GFH-22/WSH	
Testing Condition	STC	NOCT	STC	NOCT	STC	NOCT	STC	NOCT	STC	NOCT
Rated Power (Pmpp)	675	513	680	517	685	521	690	525	695	529
Rated Current (Impp)	16.33	13.16	16.39	13.21	16.45	13.26	16.51	13.31	16.57	13.36
Rated Voltage (Vmpp)	41.34	39.00	41.49	39.14	41.65	39.29	41.80	39.43	41.95	39.57
Short Circuit Current (Isc)	17.13	13.81	17.19	13.86	17.25	13.90	17.31	13.95	17.37	14.00
Open Circuit Voltage (Voc)	49.34	47.09	49.50	47.24	49.66	47.40	49.82	47.55	49.98	47.70
Module Efficiency (%)	21.73		21.89		22.05		22.21		22.37	

STC(Standard Testing Conditions): Irradiance 1000W/m<sup>2</sup>, AM 1.5, Cell Temperature 25°C

NOCT (Nominal Operation Cell Temperature): Irradiance 800W/m<sup>2</sup>, Ambient Temperature 20°C, Spectra at AM1.5, Wind at 1m/s

## BSTC\*\*

Maximum Power (Pmax)	745	750	755	760	765
Optimum Operating Current (Impp)	18.03	18.08	18.13	18.19	18.24
Optimum Operating Voltage (Vmpp)	41.34	41.49	41.65	41.80	41.95
Short Circuit Current (Isc)	18.91	18.96	19.01	19.07	19.12
Open Circuit Voltage (Voc)	49.34	49.50	49.66	49.82	49.98

\*\*BSTC:Front Side Irradiation 1000W/m<sup>2</sup>, Back Side Reflection Irradiation 135W/m<sup>2</sup>, AM 1.5, Ambient Temperature 25°C

## Mechanical Characteristics

Cell Type	HJT Monocrystalline
Dimension (L × W × H)	Length: 2384mm (93.86 inch) Width: 1303mm (51.30 inch) Height: 35mm (1.38 inch)
Weight	38.7kg (85.32 lbs)
Glass	2.0mm/2.0mm toughened glass
Frame	Anodized Aluminium Alloy
Cable (Including Connector)	4mm <sup>2</sup> (IEC), (+): 450mm,(-): 250mm or Customized Length
Junction Box	IP 68 Rated

## Temperature Ratings

Voltage Temperature Coefficient	-0.24%/°C
Current Temperature Coefficient	+0.04%/°C
Power Temperature Coefficient	-0.26%/°C
Power Tolerance	0~+3%
NOCT	44±2°C
Bifaciality	85±5%

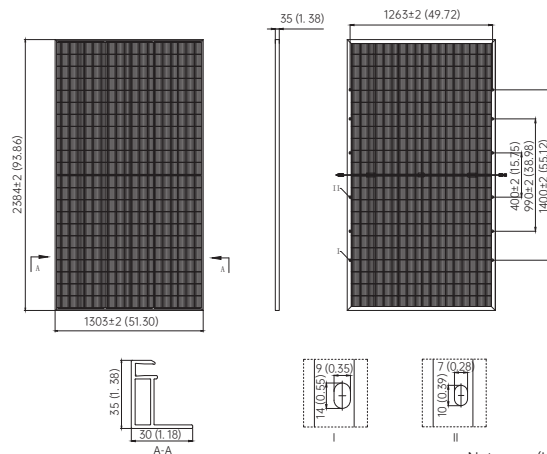
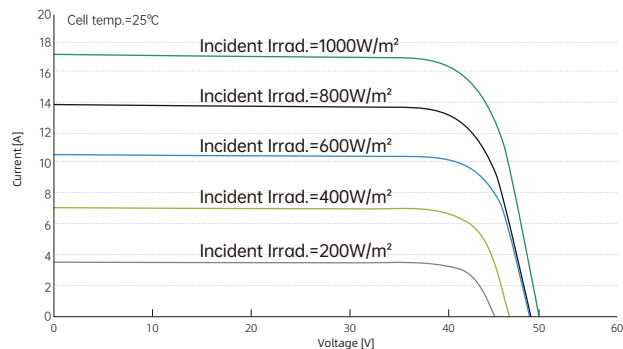
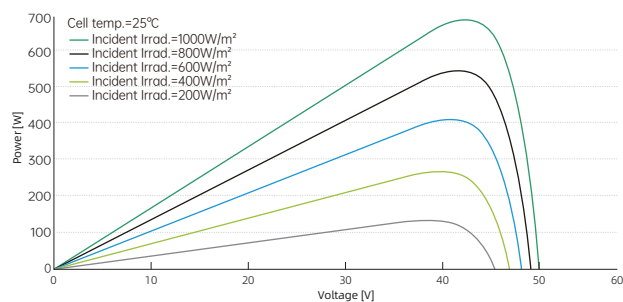
## Absolute Maximum Rating

Operating Temperature	From -40 to +85°C
Hail Diameter @ 80km/h	Up to 25mm
Front Side Maximum Static Loading	5400Pa
Rear Side Maximum Static Loading	2400Pa
Maximum Series Fuse Rating	30A
PV Module Classification	II
Fire Rating (IEC 61730)	C
Maximum System Voltage	DC 1500V

## Packing Configuration

Container	40' HQ
Pieces/Container	558
Pcs/Pallet	31
Pallets/Container	18

## Electrical Characteristics



Note:mm (inch)



PHONO SOLAR TECHNOLOGY CO., LTD. reserves the right to make necessary adjustments to the information described herein at any time without further notice. The specifications and certificates contained in this datasheet may deviate slightly from our actual products due to the on-going innovation and product enhancement. Please be sure to use the most recent version of data.