

STELTEC

Make your home
Safe, stable and smart


Energy Storage Solutions LV Series

www.steltec-ess.com
sales@steltec-ess.com

Module Design


Flexible Investing
Expandable to 5.22~78.3kWh


**10 Years
product warranty**

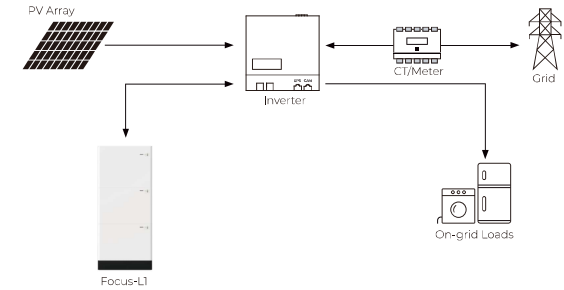
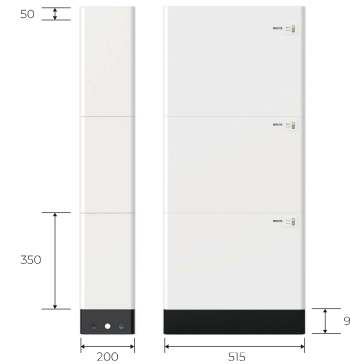

Invisible in the home/garage
200mm wide only


Safe & Reliable
Lithium Battery (LFP)



Intelligent Build in BMS
Monitored for 24*7


Easy Installation
Plug and Play

(Unit:mm)



Product Type	Focus-L1			
Technical Specification				
Number of Battery Modules	1	2	3	4
Battery System Capacity	5.22kWh	10.44kWh	15.66kWh	20.88kWh
Cell Technology	Li-ion(LFP)			
Nominal Voltage	51.2V			
Operating Voltage Range	45.6~56.2V			
Dimension (W*D*H)	515*200*490(mm) 20.28*7.87*19.29(inch)	515*200*840(mm) 20.28*7.87*33.07(inch)	515*200*1190(mm) 20.28*7.87*46.85(inch)	515*200*1540(mm) 20.28*7.87*60.63(inch)
Net Weight	56kg (123.46 lb)	102kg (224.87 lb)	148kg (326.28 lb)	194kg(427.7 lb)
Scalability	Max:15 in parallel operation and max:4 in one Focus-L1		Communication Port	RS232, RS485, CAN
Installation	Floor stand		Protection Class	IP54
Depth of Discharge	90%		Charging Temperature	0°C~50°C (32°F~122°F)
Battery System Charge Current (Recommended)	80A		Discharging Temperature	-20°C~50°C (-4°F~122°F)
Battery System Charge Current (Max)	100A		Humidity	5%-95%
Battery System Discharge Current (Recommended)	80A		Max. Operating Altitude	2,000mm (6,562ft.)
Battery System Discharge Current (Max)	100A		Warranty	10 years
			Cooling	Natural convection
Standard Compliance (more available upon request)				
Certificates	IEC62619 / IEC61000 / IEC62040 / CE / UN38.3			
Each Single Battery Module Specification				
Battery Module Model	STE-B5Q-5220			
Battery Cell Capacity	102Ah			
Configuration	1P16S			
Battery Module Capacity	5.22kWh			
Battery Module Voltage	51.2V			
Battery Module Weight	46 kg (101.41 lb)			
Single Decive Dimensions				
Battery Cover Dimensions(W*D*H)	515*200*50 (mm) / 20.28*7.87*1.97 (inch)			
Battery Module Dimensions(W*D*H)	515*200*350 (mm) / 20.28*7.87*13.78 (inch)			
Battery Base Dimensions(W*D*H)	515*200*90 (mm) / 20.28*7.87*3.54 (inch)			



MEDA202303V1

PRODUCT FEATURES