

Mono

340W MBB Bifacial Mono PERC Half-cell Double Glass Module JAM60D10 320-340/MB Series

Introduction

Assembled with MBB bifacial PERC cells and half-cell configuration, these double glass modules have the capability of converting the incident light from the rear side together with the front side into electricity, providing higher output power, lower temperature coefficient, less shading loss, as well as enhanced tolerance for mechanical loading.



Higher output power



More reliable, more stable
power generation



Less shading effect

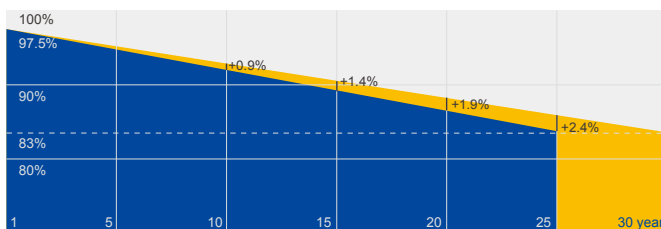


Lower temperature coefficient

Superior Warranty

- 12-year product warranty
- 30-year linear power output warranty

0.5% Annual Degradation
Over 30 years



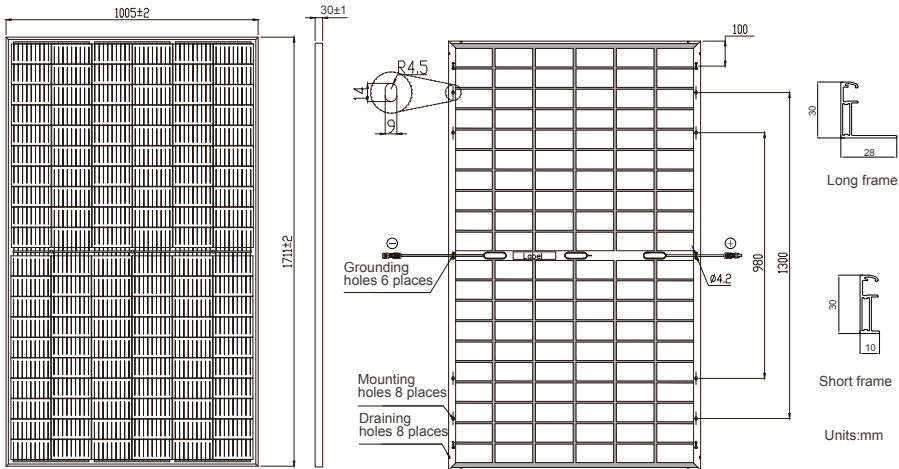
■ Additional Value From 30-Year Warranty ■ JA Standard

Comprehensive Certificates

- IEC 61215, IEC 61730
- ISO 9001: 2015 Quality management systems
- ISO 14001: 2015 Environmental management systems
- OHSAS 18001: 2007 Occupational health and safety management systems
- IEC TS 62941: 2016 Terrestrial photovoltaic (PV) modules – Guidelines for increased confidence in PV module design qualification and type approval



MECHANICAL DIAGRAMS



Remark: customized frame color and cable length available upon request

SPECIFICATIONS

Cell	Mono
Weight	26.0kg±3%
Dimensions	1711±2mm×1005±2mm×30±1mm
Cable Cross Section Size	4mm ²
No. of cells	120(6×20)
Junction Box	IP68, 3 diodes
Connector	QC 4.10-35
Cable Length (Including Connector)	Portrait:300mm(+)/400mm(-); Landscape:1000mm(+)/1000mm(-)
Packaging Configuration	34 Per Pallet

ELECTRICAL PARAMETERS AT STC

TYPE	JAM60D10 -320/MB	JAM60D10 -325/MB	JAM60D10 -330/MB	JAM60D10 -335/MB	JAM60D10 -340/MB
Rated Maximum Power(P _{max}) [W]	320	325	330	335	340
Open Circuit Voltage(V _{oc}) [V]	40.55	40.83	41.10	41.38	41.65
Maximum Power Voltage(V _{mp}) [V]	34.27	34.54	34.82	35.08	35.35
Short Circuit Current(I _{sc}) [A]	9.96	10.03	10.10	10.17	10.25
Maximum Power Current(I _{mp}) [A]	9.34	9.41	9.48	9.55	9.62
Module Efficiency [%]	18.6	18.9	19.2	19.5	19.8
Power Tolerance	0~+5W				
Temperature Coefficient of I _{sc} (α _{Isc})	+0.044%/°C				
Temperature Coefficient of V _{oc} (β _{Voc})	-0.272%/°C				
Temperature Coefficient of P _{max} (γ _{Pmp})	-0.354%/°C				
STC	Irradiance 1000W/m ² , cell temperature 25°C, AM1.5G				

Remark: Electrical data in this catalog do not refer to a single module and they are not part of the offer. They only serve for comparison among different module types.

*Bifaciality=P_{max, rear}/Rated P_{max, front}

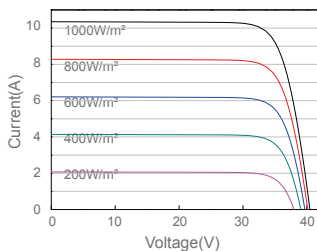
ELECTRICAL CHARACTERISTICS WITH DIFFERENT REAR SIDE POWER GAIN(REFERENCE TO 325W FRONT)

Backside Power Gain	5%	10%	15%	20%	25%	Maximum System Voltage	1500V DC(IEC)
Rated Max Power(P _{max}) [W]	341	358	374	390	406	Operating Temperature	-40°C~+85°C
Open Circuit Voltage(V _{oc}) [V]	40.85	40.85	40.85	40.95	40.95	Maximum Series Fuse	20A
Max Power Voltage(V _{mp}) [V]	34.55	34.55	34.55	34.65	34.65	Maximum Static Load, Front Maximum Static Load, Back	5400Pa 2400Pa
Short Circuit Current(I _{sc}) [A]	10.53	11.03	11.53	12.04	12.54	NOCT	45±2°C
Max Power Current(I _{mp}) [A]	9.88	10.35	10.82	11.26	11.72	Bifaciality*	70%±5%

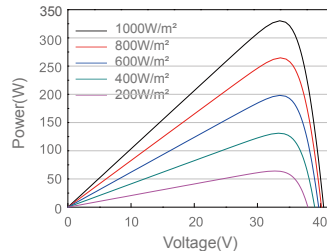
OPERATING CONDITIONS

CHARACTERISTICS

Current-Voltage Curve JAM60D10-330/MB



Power-Voltage Curve JAM60D10-330/MB



Current-Voltage Curve JAM60D10-330/MB

