




REGITEC

RP60/275~290S1

60Cells PERC Polycrystalline PV Module

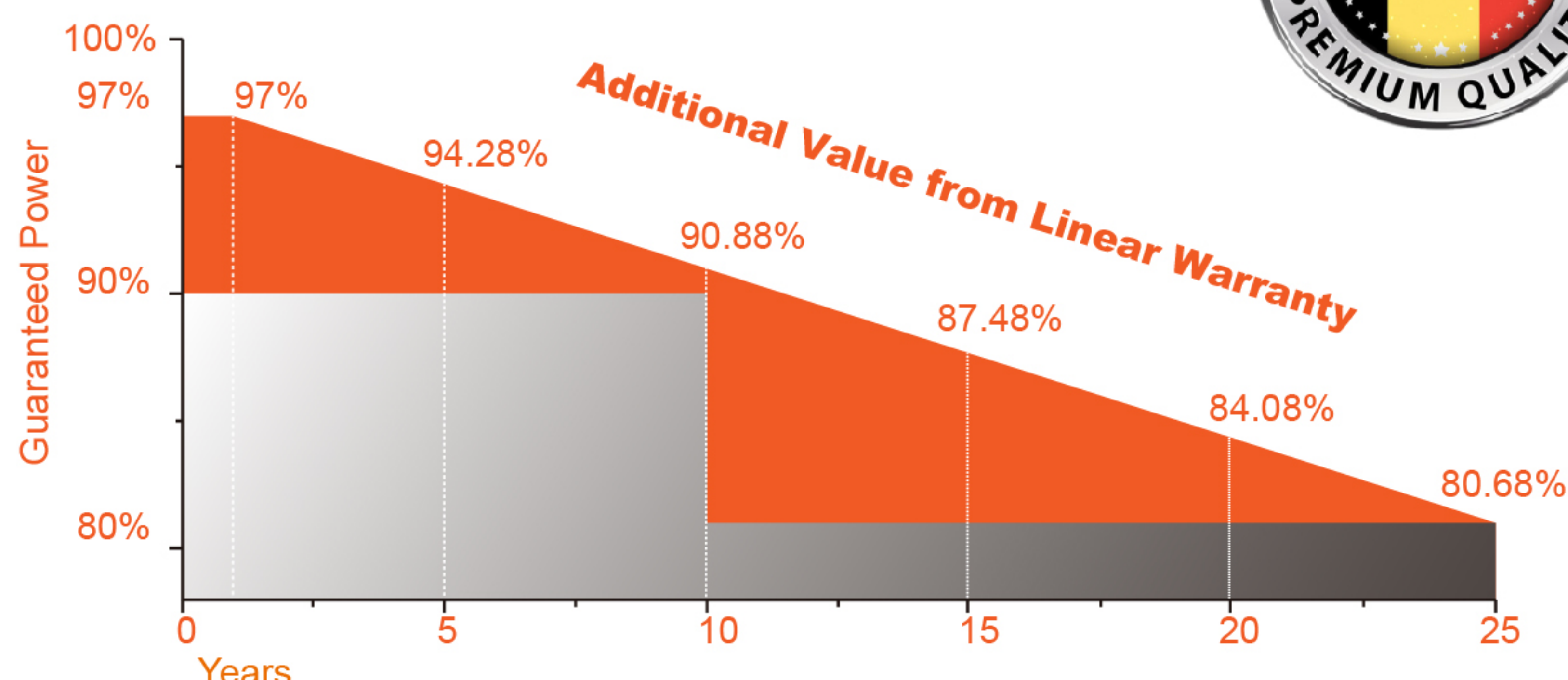
275~290 Watt



*BLACK FRAME/BLACK BACK-SHEET PRODUCTS ARE AVAILABLE UPON REQUEST



WARRANTY



25 years product warranty

25 years performance warranty

PRODUCT CERTIFICATES



MANAGEMENT SYSTEM



Features



Higher output power



Lower temperature coefficient



Safety for fire risk (Class A, tested in TUV)



Certified to withstand severe environmental conditions



Excellent low irradiance performance



Excellent PID resistance



Less shading effect



Better mechanical loading tolerance



Warranted reliability and stringent quality assurances well beyond certified requirements

Electrical Characteristics (STC)

Module Type	RP60/275S1	RP60/280S1
Maximum Power- Pmax(W)	275	280
Open Circuit Voltage - Voc(V)	37.8	38.1
Short- Circuit Current - Isc(A)	9.21	9.24
Voltage at Pmax -Vmp(V)	32.0	32.2
Current at Pmax - Imp(A)	8.60	8.70
Module Efficiency -ηm (%)	18.30	18.60

Module Type	RP60/285S1	RP60/290S1
Maximum Power- Pmax(W)	285	290
Open Circuit Voltage - Voc(V)	38.3	38.5
Short- Circuit Current - Isc(A)	9.32	9.39
Voltage at Pmax -Vmp(V)	32.5	32.7
Current at Pmax - Imp(A)	8.77	8.87
Module Efficiency -ηm (%)	18.90	19.20

STC: Irradiance 1000W/m², Cell Temperature 25℃, Air Mass 1.5

Power Tolerance(W)	(0,+5)
Maximum System Voltage(V)	1000/1500
Maximum Series Fuse Rating (A)	20

Temperature Characteristics

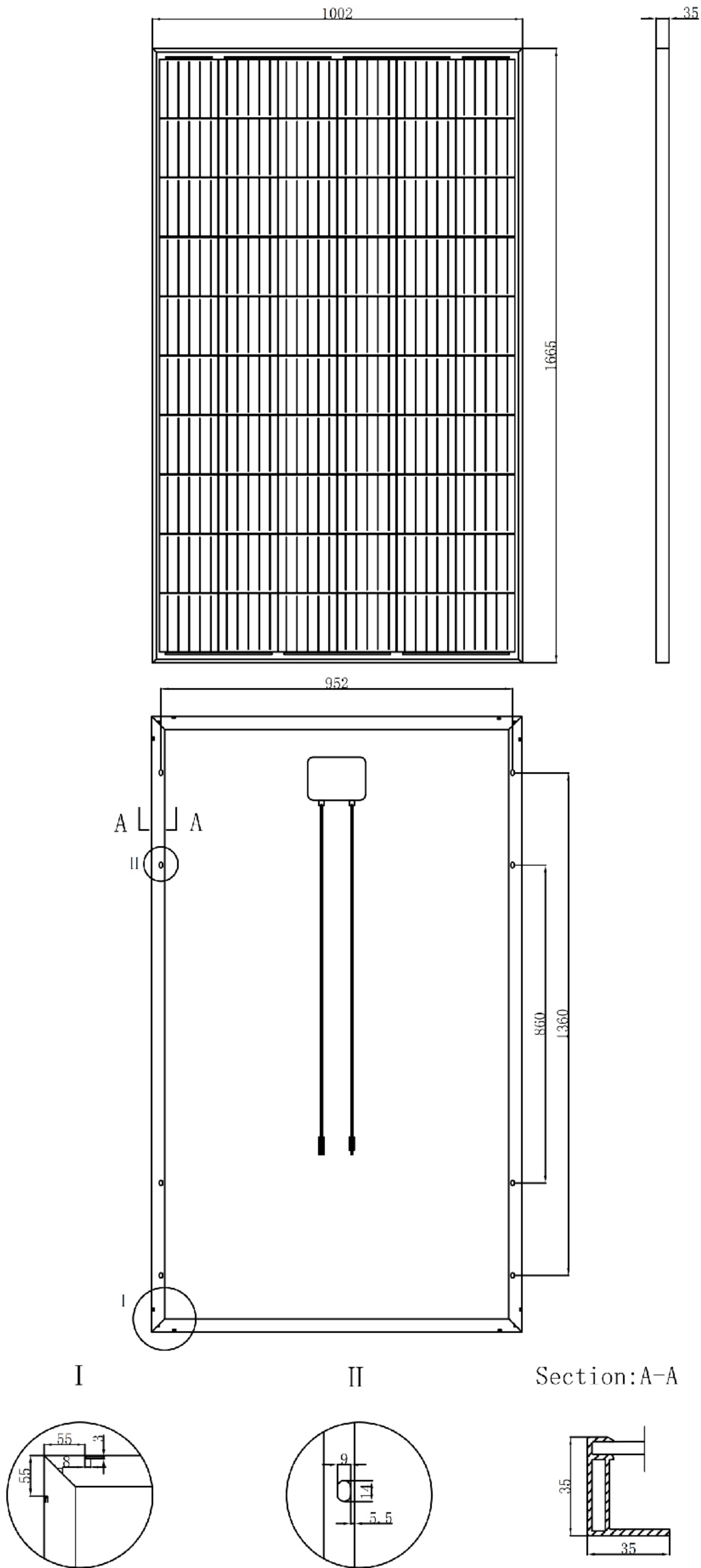
Pmax Temperature Coefficient	-0.37%/℃
Voc Temperature Coefficient	-0.28%/℃
Isc Temperature Coefficient	+0.048%/℃
Operating Temperature	-40~+85℃
Nominal Operating Cell Temperature(NOCT)	45±2℃

Mechanical Specifications

External Dimensions	1665×1002×35mm
Weight	19kg
Solar Cells	Poly crystalline 158.75×158.75mm (60pcs)
Front Glass	3.2 mm tempered glass, low iron
Frame	Anodized aluminium alloy
Junction Box	IP68
Output Cables	4.0 mm²,cable length:1000 mm
Connector	MC4 Compatible
Mechanical Load	5400 Pa

Packing Configuration

	1665×1002×35mm	
Container	20'GP	40'GP
Pieces per Pallet	30	30
Pallets per Container	12	28
Pieces per Container	360	840



All Dimensions in mm(inch)
The above drawing is a graphical representation of the product.
For engineering quality drawings please contact REGITEC.

I-V Curve (RP60/280S1)

