

**QUALITY DESIGN
GREAT DURABILITY
EASY INSTALLATION**

HALF MONO 144PCS SERIES MODULE

Industry leading module power output warranty
International quality, safety and performance
certifications.

Manufacturing facility certified to ISO9001 quality
management system standards.

Beautiful appearance, good durability & easy
installation.

Special design in accordance with requirements
of customers.



**FOR PRODUCT DEFECTS IN
MATERIALS I WORKMANSHIP**



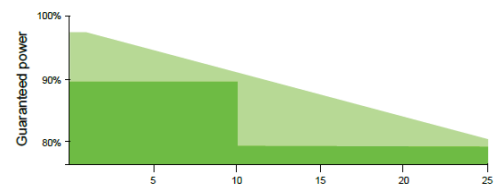
**FOR 90% OF WARRANTED
MINIMUM POWER OUTPUT**



**FOR 80% OF WARRANTED
MINIMUM POWER OUTPUT**



LINEAR WARRANTY

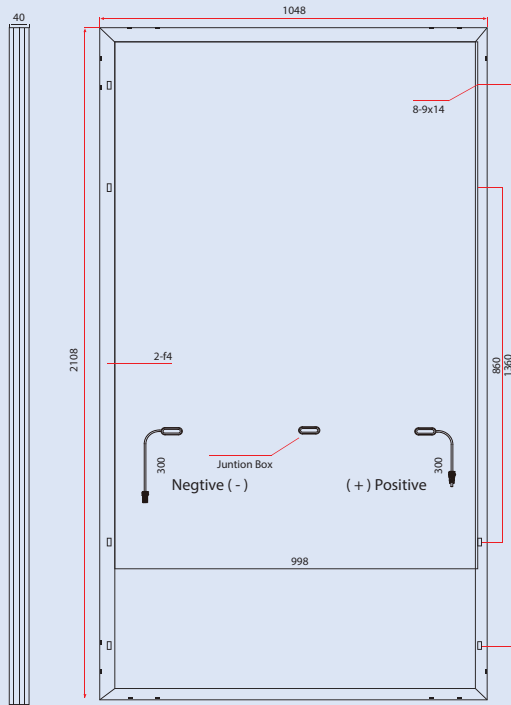




SR-450/445/440/435/-144M

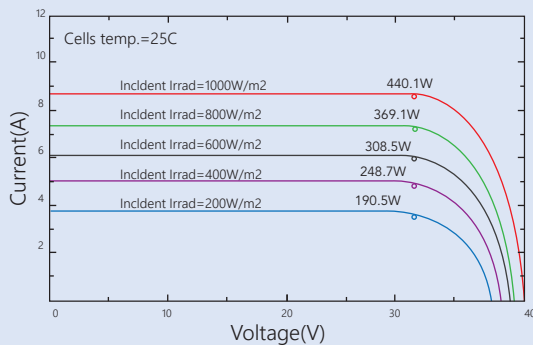
Product Specification

DIMENSIONS AND STRUCTURE

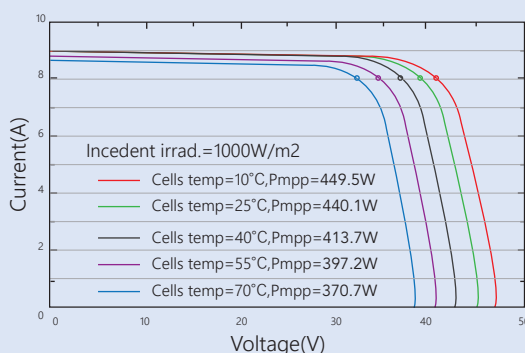


I-V CURVE

I-V CURVES AT DIFFERENT IRRADIANCE



I-V CURVES AT DIFFERENT TEMPERATURE



ELECTRICAL PARAMETERS AT STANDARD TEST CONDITIONS (STC:AM=1.5, 1000W/M2, CELLS TEMPERATURE 25°C)

Typical type	450W	445W	440W	435W
Max power (Pmax)	450	445	440	435
Max power voltage (Vmp)	42.10	41.75	41.40	41.08
Max power current (Imp)	10.69	10.66	10.63	10.59
Open circuit voltage (Voc)	49.84	49.55	49.25	48.99
Short circuit current (Isc)	11.20	11.17	11.14	11.10
Module Efficiency (%)	20.40	20.10	19.90	19.70
Max system voltage			DC 1500(TUV)	
Maximum Series Fuse Rating	20A			

MECHANICAL DATA

Dimensions	2108×1048×40mm
Weight	25kgs
Front glass	3.2 mm tempered glass
Output cables	4 mm² length 300 mm
Connectors	MC4 comatible ≥IP67
Cell type	Mono Cell 166*83 mm
Number of cells	144 cells in series

TEMPERATURE CHARACTERISTICS

Temp.Coeff.of Isc(TK Isc)	0.05% / °C
Temp.Coeff.of Voc(TK Voc) °C Temp.Coeff.of	(-0.29%) / °C
Pmax(TK Pmax)	(-0.39%) / °C
Operating temperature	(-40~+85%) °C
Normal operating cell temperature	45±2°C

PACKING CONFIGURATION

Container	20 GP	40 GP	40 HQ
Pieces per pallet	52	52	54
Pallets per container	5	11	11
Pieces per container	260	572	594

TESTS,CERTIFICATIONS

Standard tests	IEC 61215, IEC 61730
System certs	ISO 9001, ISO14001
Certifications	CQC,TUV,CE,MCS,CEC,CHUBB
Extreme wind and	Withstand extreme wind(2400 Pascal)
Snow loads testing	Snow loads(5400 Pascal)
Positive tolerance	0~+5W
Junction box	≥IP67