

Ultra V Pro

HALF-CELL N-Type TOPCon


Glass-Glass BIFACIAL MODULE

TYPE: STPXXXS-H66-Nsh+

605-625W **23.1%**

POWER OUTPUT

MAX EFFICIENCY



High power output

Zero LID, ultra-low LeTID, better anti-PID performance, low power attenuation, high power output



Low risk of hidden cracks

The fine non-destructive cell cutting process avoids the damage of cutting surface effectively and reduces the risk of hidden cracks and hot spots on modules



Withstand harsh environments

Reliable quality that makes module resistant even to high temperatures, salt water and ammonia



Superior load-bearing capability

Module certified to withstand **5400 Pa** front side max static test load and **2400 Pa** rear side max static test load *



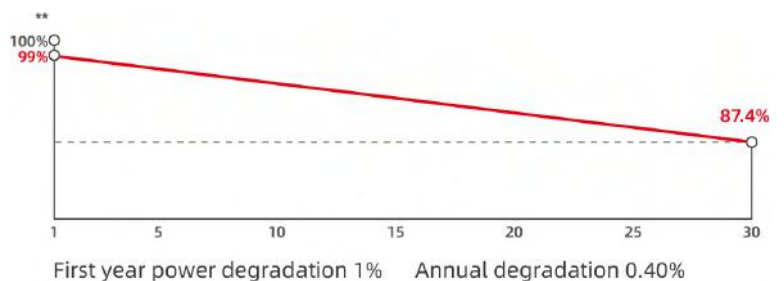
Tier 1
Bloomberg
NEW ENERGY FINANCE

ISO 14001 Environment Management System
ISO 45001 Occupational Health and Safety
ISO 9001 Quality Management System
SA 8000 Social Responsibility Standards
IEC TS 62941 Guideline for Module Design

IEC 61701 Salt-mist Certification
IEC 62716 Ammonia Certification
IEC 60068-2-68 Dust and Sand
IEC 61730-2 (UL790) Fire Class C



30 years of linear warranty
15 years of product warranty



* Please refer to Suntech Standard Module Installation Manual for details.

** Please refer to Suntech Limited Warranty for details.

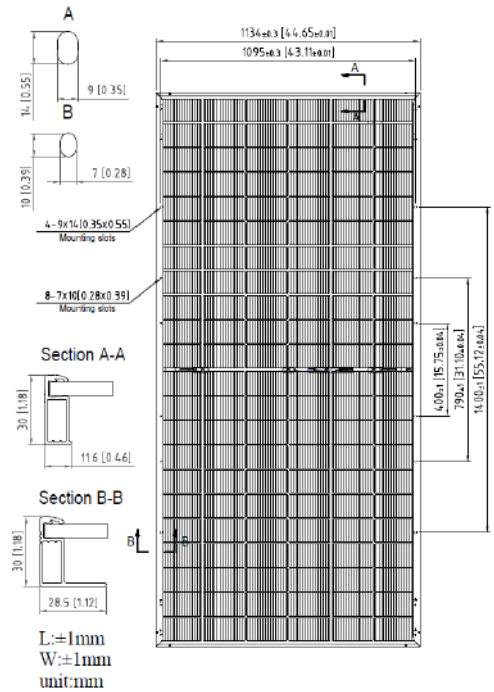
*** WEEE only for EU market.

**** Suntech reserves the right to the final.

Ultra V Pro STPXXXS-H66-Nsh+ 605-625W

Mechanical Characteristics

Solar Cell	N-type monocrystalline silicon
No. of Cells	132 (6 × 22)
Dimensions	2382 × 1134 × 30 mm (93.8 × 44.6 × 1.2 inches)
Weight	32.5 kg (71.65 lbs.)
Front/Back Glass	2.0+2.0 mm (0.079+0.079 inches) semi-tempered glass
Output Cables	4.0 mm ² , (-) 350 mm (+) 160 mm in length or customized length
Junction Box	IP68 rated (3 bypass diodes)
Operating Module Temperature	-40 °C to +70 °C
Maximum System Voltage	1500 V DC (IEC)
Connectors	STP-XC4 or customer specifies
Maximum Series Fuse Rating	35 A
Power Tolerance	0 ~ + 3%
Refer. Bifaciality Factor	(80 ± 5)%
Frame	Anodized aluminum alloy frame
Packing Configuration	36 pieces per pallet 720 pieces per container /40'HC 2396×1120×1255 mm per pallet 1226 kg per pallet



For tracker installation, please turn to Suntech for mechanical load information.

Electrical Characteristics (STC)

Module Type	STP625S-H66-Nsh+	STP620S-H66-Nsh+	STP615S-H66-Nsh+	STP610S-H66-Nsh+	STP605S-H66-Nsh+
Maximum Power (Pmax/W)	625	620	615	610	605
Optimum Operating Voltage (Vmp/V)	40.98	40.82	40.65	40.48	40.31
Optimum Operating Current (Imp/A)	15.25	15.19	15.13	15.07	15.01
Open Circuit Voltage (Voc/V)	49.30	49.10	48.90	48.70	48.50
Short Circuit Current (Isc/A)	16.13	16.07	16.01	15.95	15.89
Module Efficiency (%)	23.1	23.0	22.8	22.6	22.4

STC: Irradiance 1000 W/m², module temperature 25 °C, AM=1.5; Measuring tolerance is within +/- 3%;

Electrical Characteristics (BNPI)

	STP625S-H66-Nsh+	STP620S-H66-Nsh+	STP615S-H66-Nsh+	STP610S-H66-Nsh+	STP605S-H66-Nsh+
Maximum Power (Pmax/W)	693	687	681	676	670
Optimum Operating Voltage (Vmp/V)	40.90	40.70	40.50	40.30	40.10
Optimum Operating Current (Imp/A)	16.95	16.88	16.82	16.78	16.71
Open Circuit Voltage (Voc/V)	49.57	49.37	49.16	48.96	48.76
Short Circuit Current (Isc/A)	17.87	17.81	17.74	17.67	17.61

BNPI: Irradiance front 1000 W/m², rear 135 W/m², module temperature 25 °C, AM=1.5;

Temperature Characteristics

Temperature Coefficient of Pmax	-0.29%/°C
Temperature Coefficient of Voc	-0.25%/°C
Temperature Coefficient of Isc	0.046%/°C

Information on how to install and operate this product is available in the installation instruction. All values indicated in this data sheet are subject to change without prior announcement. The specifications may vary slightly. All specifications are in accordance with standard EN 50380. Color differences of the modules relative to the figures as well as discolorations of/in the modules which do not impair their proper functioning are possible and do not constitute a deviation from the specification.

Graphs Current-Voltage & Power-Voltage (615W)

