



NE-L5E2E

Multi-Crystalline Silicon
Photovoltaic Module
with 125W Maximum Power



GENERAL DESCRIPTION

SHARP's NE-L5E2E photovoltaic module is designed for large electrical power requirements. Based on the technology of crystal silicon solar cells cultivated for over 35 years, this module has superb durability to withstand rigorous operating conditions and is suitable for grid connected systems.

FEATURES

- 1** High-power module (125W) using 125mm square multi-crystal silicon solar cells with 13.3% module conversion efficiency.
- 2** Photovoltaic module with bypass diode minimizes the power drop caused by shade.
Anti Reflection Coring and BSF (Back Surface Field) structure to improve cell conversion efficiency: 14.7%.
- 3** Using white tempered glass, EVA resin, and a weatherproof film along with an aluminum frame for extended outdoor use
- 4** High-voltage output for grid-connected system
- 5** Output terminal: Lead wire with waterproof connector

SPECIFICATIONS

Cell	Multi-crystalline silicon solar cells, 125mm square
No. of cells and connections	54 in series
Application	High voltage system
Maximum system voltage	DC 600V
Series fuse rating	10A
Maximum power	118.7 W (Min.)
Dimensions	1190 × 792 × 46mm
Weight	12.5kg

ABSOLUTE MAXIMUM RATINGS

Parameters	Rating	Unit
Operating temperature	-40 to +90	°C
Storage temperature	-40 to +90	°C
Dielectric voltage withstood	2200 max.	V-DC

OUTPUT TERMINAL

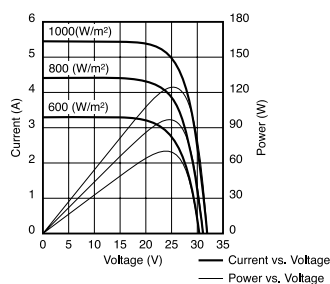
Type of output terminal	Lead wire with connector
-------------------------	--------------------------

ELECTRO-OPTICAL CHARACTERISTICS

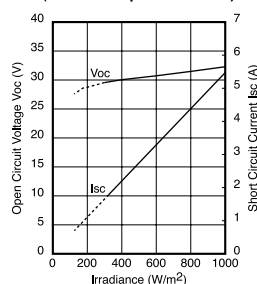
Model	NE-L5E2E				
Parameters	Symbol	Min.	Typ.	Unit	Condition
Open circuit voltage	Voc	—	32.3	V	Irradiance: 1000 W/m ²
Maximum power voltage	Vpm	—	26.0	V	
Short circuit current	Isc	—	5.46	A	
Maximum power current	Ipm	—	4.80	A	
Maximum power	Pm	118.7	125.0	W	Module temperature: 25°C
Encapsulated solar cell efficiency	ηc	—	14.7	%	
Module efficiency	ηm	—	13.3	%	

CHARACTERISTICS

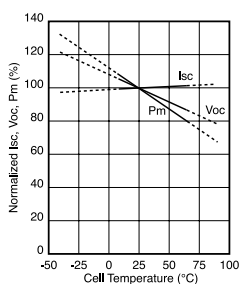
Current, Power vs. Voltage Characteristics
(Module temperature: 25°C)



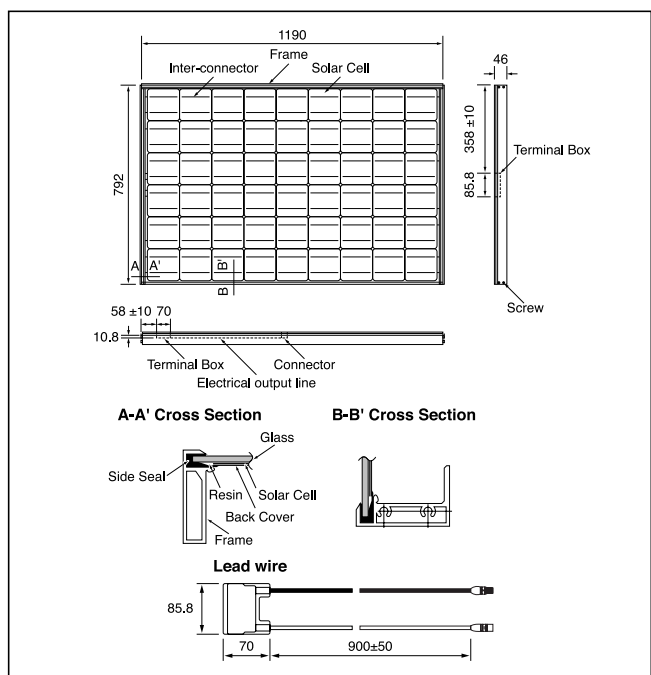
Open Circuit Voltage, Short Circuit Current
vs. Irradiance Characteristics
(Module temperature: 25°C)



Normalized Isc, Voc, Pm vs. Module
Temperature Characteristics



OUTLINE DIMENSIONS



In the absence of confirmation by specification sheets, SHARP takes no responsibility for any defects that may occur in equipment using any SHARP products shown in catalogs, data books, etc. Contact SHARP in order to obtain the latest specification sheets before using any SHARP products.

• Specifications are subject to change without notice.

APPLICATIONS

- Grid connected residential systems
- Office buildings
- Solar power stations
- Solar villages
- Villas, mountain cottages
- Pumps
- Lighting equipment
- Traffic signs
- Radio relay stations
- Beacons

SHARP

SHARP CORPORATION OSAKA, JAPAN

URL: <http://www.sharp-world.com/>

© SHARP CORP. MAY. 2002