



Jiangsu Zeversolar New Energy Co., Ltd.

Add: Building 9 No.198 Xiangyang
Road,Suzhou,China
Tel: +86 512 6937 0998
Fax: +86 512 6937 0630
Web: www.zeversolar.com
E-mail: sales@zeversolar.com




Add: No.558 Gangxing Road,Economic Development
Zone,Yangzhong,China
Tel: +86 511 8820 5878
Fax: +86 511 8820 5898
Web: www.zeversolar.com
E-mail: sales@zeversolar.com

V-2012004 EN Catalogue



PV Grid-connected Inverter 2012~2013



ZEVEsolar



Contents

| | |
|-------|---|
| 3-4 | Company Profile |
| 5-26 | Low & Medium Power Inverter |
| 7-24 | Without Transformer Eversol TLC10K / TLC12K / TLC15K / TLC17K Evershine TL3000 / TL4000 / TL5000 / TL6000 (New) Eversol TL1500 / TL2000 / TL2500 / TL3000 Eversol TL3200 / TL4000 / TL4600 / TL5400 |
| 25-26 | With High Frequency Transformer Eversol HF1000 / HF1500 / HF2000 |
| 27-40 | High power Grid-connected Inverter |
| 29-34 | Integrated Mw PV Power Plant System Evercentral TL1000K |
| 35-40 | High Power Grid-connected Inverter Evercentral TL630K / TL500K Evercentral TL250K Evercentral TL100K / TF100K |
| 41-46 | Optional Parts PMU Solar Eye Everplan Datacenter Portal |
| 47-48 | Certificate |
| 49-50 | Technical Data |

About us

"Jiangsu Zeversolar New Energy Co., Ltd." is merged by "Jiangsu Eversolar New Energy Co., Ltd." and "Jiangsu ZOF New Energy Ltd." Zeversolar combines Eversolar's low and medium power inverters and ZOF's high power inverters, in other words, Zeversolar possesses all series of on-grid photovoltaic inverters from 1.5kW to 1MW. All the inverters can meet the requirement of different systems, including household roof system, commercial roof system, large-scale ground PV power plant system, and etc. Meanwhile, Zeversolar has monitoring products, such as PMU, Solareye, in order to satisfy special monitoring requirements. After merged, Zeversolar has 400 employees, and by the end of 2011, the production capacity has been enlarged to 2GW.

Grid management

Due to the growth of photovoltaic market, it is becoming increasingly important for inverters to participate in grid management. Zeversolar always focus on medium-voltage research before, but now more and more safety standard requires inverters to be with the function of grid management. So Zeversolar develops a new research project of grid management. In 2012, customers would find more and more Zeversolar inverters' design complies with the requirement of low-voltage grid.

Advantages of Product

Zeversolar inverter varies from 1.5kW to 1MW, and the design is diversified according to the different customer's requirements. For example, high conversion efficiency, wide MPPT voltage, low turn-off voltage, multi-MPPT design, graphical display, one button update, multiple monitoring mode and so on.

Reliability


Zeversolar never stops improving the quality of products. All Zeversolar inverters must pass strict test including HALT, ISTA, STRIFE TEST, MTBF/DMTBF, and so on.

Market

Through many years operation, Zeversolar inverters have been applied in many markets including Germany, Australia, UK, Greece, France, Spain, Italy, Sweden, Czech, South Africa, China, and so on.

Service

Following more and more inverters installed at home and abroad, Zeversolar is increasing service team, in order to provide perfect service and support to customers, which includes but not limited to power system design support, remote and on-site instruction service, fastest after-sales service. In addition, Zeversolar has built after-sales offices in Europe and Australia.





Low & Medium Power Inverter



PV Grid-connected Inverter

Eversol TLC10K /12K /15K /17K

Features:

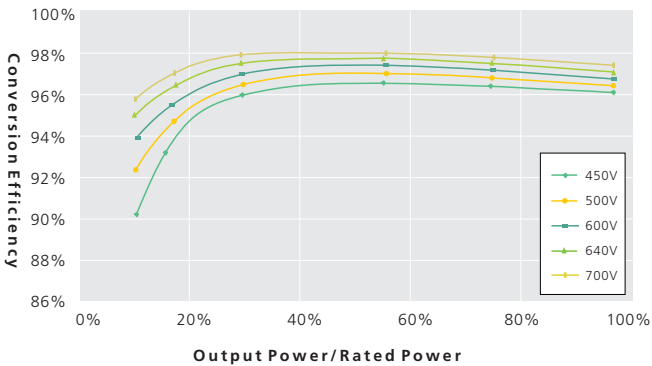
- Function of low voltage ride through
- Maximum efficiency of 98.2%
- Wide range of DC input and MPPT voltage
- High protection class:IP65
- Low turn-off DC voltage
- With two MPP trackers, improve power generation
- Comprehensive function of fault detection
- Graphical LCD Display
- Certificate: VDE-AR-N-4105, VDE0126-1-1,CE,G59/2, etc.
- In line with the German BDEW Medium Voltage Directive



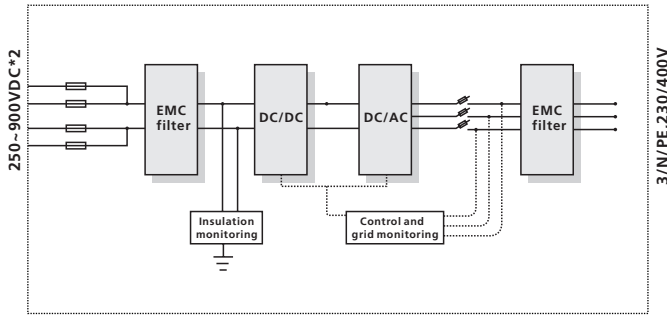
1MW project in Erbdorf, Germany
85 pcs of TLC12K

Eversol TLC10K /TLC12K /TLC15K /TLC17K

Efficiency Curve:



Circuit Diagram:



| Technical Data | TLC 10K | TLC 12K |
|---|---|-----------|
| DC input data | | |
| Max. PV-generator power [W] | 10400 | 12500 |
| Max. DC voltage [V] | 900 | 900 |
| MPPT voltage range [V] | 270 - 800 | 270 - 800 |
| Turn off DC voltage [V] | 220 | 220 |
| Max. DC current (input A/input B) [A] | 22/11 | 22/11 |
| Number of MPP trackers | 2 | 2 |
| Max.number of Parallel(A/B) | 4\1 | 4\1 |
| Output data | | |
| Power connection | 3/N/PE,230/400V | |
| Rated AC power [W] | 10000 | 12000 |
| Max. AC power [W] | 10000 | 12000 |
| Grid voltage range [V] | According to AS4777, VDE 0126-1-1,VDE-AR-N 4105,G59/2,Enel Guida,RD1663,CQC | |
| Grid frequency range [Hz] | According to AS4777, VDE 0126-1-1,VDE-AR-N 4105,G59/2,Enel Guida,RD1663,CQC | |
| Max. current [A] | 16 | 19.2 |
| Power factor [cos Ø] | 0.85 leading...0.85 lagging | |
| Harmonic distortion (THD) at rated output | <3% | |
| Power consumption at night [W] | <0.6 | |
| Power consumption at standby [W] | <12 | |
| Efficiency | | |
| Max. efficiency | 98.00% | |
| Euro efficiency | 97.50% | |
| MPPT adaptation efficiency | 99.50% | |
| Safety equipment | | |
| Internal DC voltage Surge protection | Type 3 Integrated | |
| DC Insulation monitoring | Integrated | |
| Earth fault protection | Integrated | |
| Mains monitoring | Integrated | |
| Earth fault current monitoring | Integrated | |
| DC current monitoring | Integrated | |
| EMC | EN 61000-6-1,EN 61000-6-2,EN 61000-6-3,EN 61000-6-4 | |
| BDEW | Integrated | |
| Normative reference | | |
| CE- compliant according to | EN 62109, EN 61000-6-2, EN 61000-6-3, EN61000-3-12, EN61000-3-11 | |
| General data | | |
| Dimensions (WxHxD) [mm] | 500*720*175 | |
| Weight [kg] | 50 | |
| Installation environment | Indoor and Outdoor | |
| Mounting information | Wall bracket | |
| Operating temperature range | -20°C ... +60°C (up 45°C derating) | |
| Relative humidity | 0% ~ 98%, no condensation | |
| IP protection type | IP 65 according to EN 60529 | |
| Isolation type | Transformerless | |
| Cooling concept | Fan cooling | |
| Noise level | < 50 dB(A) | |
| LED display | 3 | |
| LCD display | 800X480 Pixel TFT LCD | |
| Communiacation interface | RS485 / RS232 / USB / Wireless(Optional) | |
| Standard warranty | 5years | |

| Technical Data | TLC 15K | TLC 17K |
|---|---|-----------|
| DC input data | | |
| Max. PV-generator power [W] | 15600 | 17600 |
| Max. DC voltage [V] | 900 | 900 |
| MPPT voltage range [V] | 270 - 800 | 270 - 800 |
| Turn off DC voltage [V] | 220 | 220 |
| Max. DC current (input A/input B) [A] | 22/22 | 22/22 |
| Number of MPP trackers | 2 | 2 |
| Max.number of Parallel(A/B) | 3\3 | 3\3 |
| Output data | | |
| Power connection | 3/N/PE,230/400V | |
| Rated AC power [W] | 15000 | 17000 |
| Max. AC power [W] | 15000 | 17000 |
| Grid voltage range [V] | According to AS4777, VDE 0126-1-1,VDE-AR-N 4105,G59/2,Enel Guida,RD1663,CQC | |
| Grid frequency range [Hz] | According to AS4777, VDE 0126-1-1,VDE-AR-N 4105,G59/2,Enel Guida,RD1663,CQC | |
| Max. current [A] | 24 | 25.8 |
| Power factor [cos Ø] | 0.85 leading...0.85 lagging | |
| Harmonic distortion (THD) at rated output | <3% | |
| Power consumption at night [W] | <0.6 | |
| Power consumption at standby [W] | <12 | |
| Efficiency | | |
| Max. efficiency | 98.20% | |
| Euro efficiency | 97.50% | |
| MPPT adaptation efficiency | 99.50% | |
| Safety equipment | | |
| Internal DC voltage Surge protection | Type 3 Integrated | |
| DC Insulation monitoring | Integrated | |
| Earth fault protection | Integrated | |
| Mains monitoring | Integrated | |
| Earth fault current monitoring | Integrated | |
| DC current monitoring | Integrated | |
| EMC | EN 61000-6-1,EN 61000-6-2,EN 61000-6-3,EN 61000-6-4 | |
| BDEW | Integrated | |
| Normative reference | | |
| CE- compliant according to | EN 62109, EN 61000-6-2, EN 61000-6-3, EN61000-3-12, EN61000-3-11 | |
| General data | | |
| Dimensions (WxHxD) [mm] | 500*720*175 | |
| Weight [kg] | 50 | |
| Installation environment | Indoor and Outdoor | |
| Mounting information | Wall bracket | |
| Operating temperature range | -20°C ... +60°C (up 45°C derating) | |
| Relative humidity | 0% ~ 98%, no condensation | |
| IP protection type | IP 65 according to EN 60529 | |
| Isolation type | Transformerless | |
| Cooling concept | Fan cooling | |
| Noise level | < 50 dB(A) | |
| LED display | 3 | |
| LCD display | 800X480 Pixel TFT LCD | |
| Communiacation interface | RS485 / RS232 / USB / Wireless(Optional) | |
| Standard warranty | 5years | |



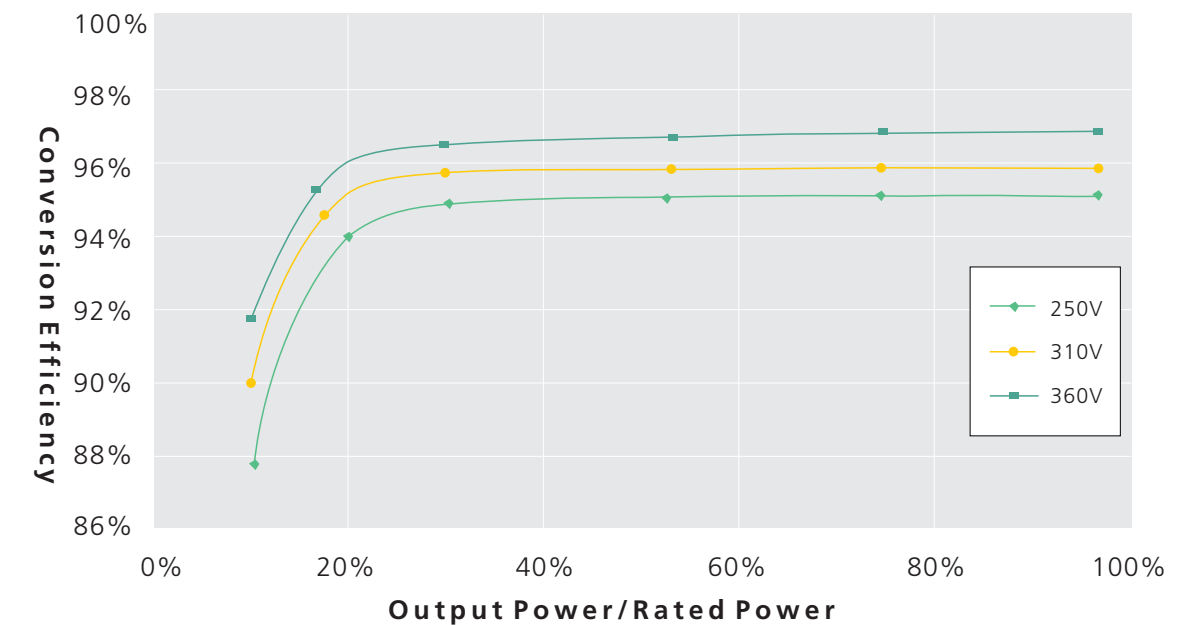
PV Grid-connected Inverter

Evershine TL3000 /4000 /5000 /6000

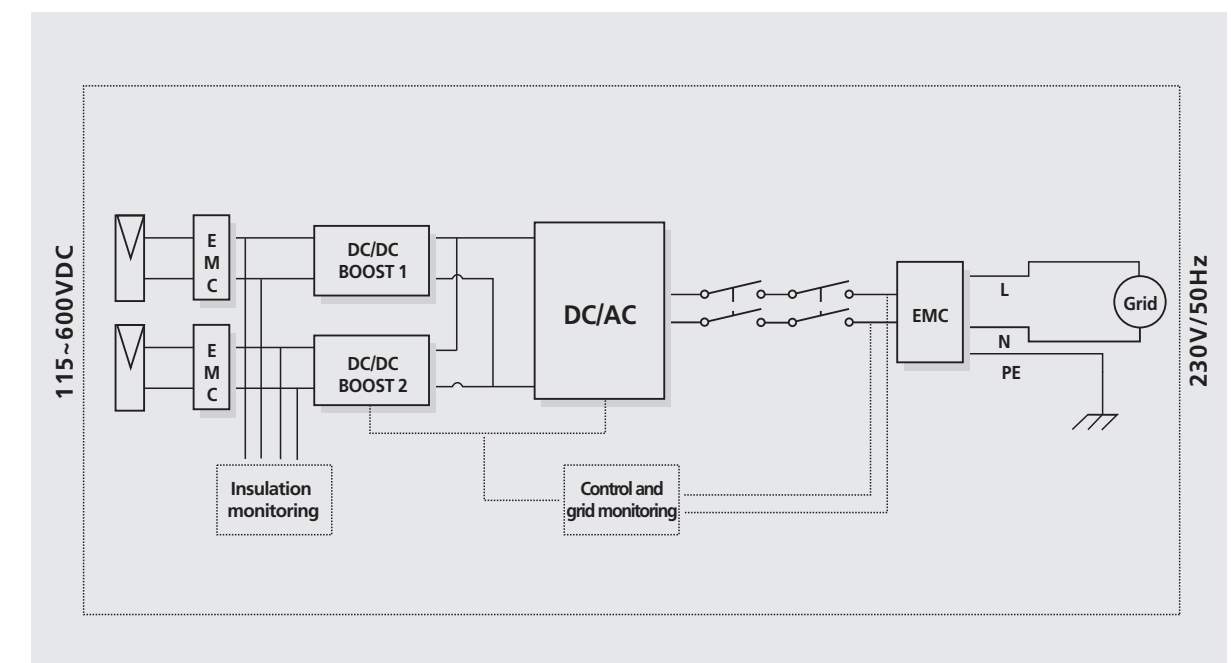
Features:

- Dual MPP trackers allow more energy harvesting
- High performance in the shadow perfect
- Wide range of DC input and MPPT voltage
- Maximum MPPT efficiency of 99.9%
- Perfect protection for safety
- Multiple monitor mode
- Software updates via USB
- Lightweight, easy installation and maintenance
- Display optional: 1. Backlight, 16 x 2 Character LCD
2. Graphic LCD display, visible at night

Efficiency Curve:



Circuit Diagram:



Evershine TL3000 /TL4000 /TL5000 /TL6000

| Technical Data | TL3000 | TL4000 |
|---|--|-----------|
| DC input data | | |
| Max. PV-generator power [W] | 3200 | 4200 |
| Max. DC voltage [V] | 600 | 600 |
| MPPT voltage range [V] | 125 - 520 | 125 - 520 |
| Turn off DC voltage [V] | 115 | 115 |
| Max. DC current [A] | 15/15 | 15/15 |
| Number of DC connection | 1/1 | 1/1 |
| Number of MPP trackers | 2 | 2 |
| Turn on power [W] | 10 | |
| DC switch | Optional | |
| Output data | | |
| Power connection | Single phase | |
| Rated AC power [W] | 3000 | 4000 |
| Max. AC power [W] | 3000 | 4000 |
| Grid voltage range [V] | According to VDE-AR-N 4105,UL1741, IEEE1547,IEEE1547.1,G83/1,G59/2,ENEL Guida,AS4777, and safty regulation of other Europe countries | |
| Grid frequency range [Hz] | | |
| Rated current [A] | 13 | 16 |
| Max. current [A] | 15 | 20 |
| Power factor [cos Ø] | 0.95 leading...0.95 lagging | |
| Harmonic distortion (THD) at rated output | <2% | <2% |
| Power consumption at night [W] | <1 | <1 |
| Power consumption at standby [W] | 6 | 6 |
| Efficiency | | |
| Max. efficiency | 97.30% | |
| Euro efficiency | 96.50% | |
| MPPT adaptation efficiency | 99.90% | |
| Safety equipment | | |
| Internal overvoltage protection | Integrated | |
| DC Insulation monitoring | Integrated | |
| Earth fault protection | Integrated | |
| Mains monitoring | Integrated | |
| Earth fault current monitoring | Integrated | |
| DC current monitoring | Integrated | |
| Islanding protection | AFD | |
| Safety requirement | VDE-AR-N 4105, UL1741,IEEE1547,IEEE1547.1,G59/2, AS4777, ENEL Guida RD1663,CQC,CE,G83/1 | |
| General data | | |
| Dimensions (WxHxD) [mm] | 405*480*200 | |
| Weight [kg] | 16.5 | 17 |
| Installation environment | Indoor and Outdoor | |
| Mounting information | Wall Bracket | |
| Operating temperature range | -25°C ...+60°C (up 45°C derating) | |
| Relative humidity | 0% ~ 98%, no condensation | |
| IP protection type | IP 65 according to IEC 60529 | |
| Isolation type | Transformerless | |
| Cooling concept | Convection | |
| Noise level | < 30 dBA | |
| LED display | 3 and can see clearly 7 m away | |
| LCD display | Backlight, 16 x 2 Character LCD / Graphic LCD display , visible at night | |
| Communication interface | RS485 / USB / Ethernet(Optional) | |
| Standard warranty | 5 years | |

| Technical Data | TL5000 | TL6000 |
|---|---|-----------------------|
| DC input data | | |
| Max. PV-generator power [W] | 5300 | 6300 |
| Max. DC voltage [V] | 600 | 600 |
| MPPT voltage range [V] | 125 - 520 | 125 - 520 |
| Turn off DC voltage [V] | 115 | 115 |
| Max. DC current [A] | 15/15 | 15/15 |
| Number of DC connection | 2/2 | 2/2 |
| Number of MPP trackers | 2 | 2 |
| Turn on power [W] | 10 | |
| DC switch | Optional | |
| Output data | | |
| Power connection | Single phase | |
| Rated AC power [W] | 4600(Germany)/5000 | 6000 |
| Max. AC power [W] | 4600(Germany)/5000 | 6000 |
| Grid voltage range [V] | According to VDE-AR-N 4105,UL1741, IEEE1547,IEEE1547.1,G83/1,G59/2, ENEL Guida,AS4777, and safty regulation of other Europe countries | |
| Grid frequency range [Hz] | | |
| Rated current [A] | 22 | 26 |
| Max. current [A] | 25 | 27 |
| Power factor [cos Ø] | 0.95 leading...0.95 lagging | 1 leading...1 lagging |
| Harmonic distortion (THD) at rated output | <2% | <2% |
| Power consumption at night [W] | <1 | <1 |
| Power consumption at standby [W] | 6 | 6 |
| Efficiency | | |
| Max. efficiency | 97.30% | |
| Euro efficiency | 96.50% | |
| MPPT adaptation efficiency | 99.90% | |
| Safety equipment | | |
| Internal overvoltage protection | Integrated | |
| DC Insulation monitoring | Integrated | |
| Earth fault protection | Integrated | |
| Mains monitoring | Integrated | |
| Earth fault current monitoring | Integrated | |
| DC current monitoring | Integrated | |
| Islanding protection | AFD | |
| Safety requirement | VDE-AR-N 4105, UL174 , IEEE1547,IEEE1547.1,G59/2, AS4777, ENEL Guida RD1663,CQC,CE,G83/1 | |
| General data | | |
| Dimensions (WxHxD) [mm] | 405*480*200 | |
| Weight [kg] | 19 | 21 |
| Installation environment | Indoor and Outdoor | |
| Mounting information | Wall Bracket | |
| Operating temperature range | -25°C ...+60°C (up 45°C derating) | |
| Relative humidity | 0% ~ 98%, no condensation | |
| IP protection type | IP 65 according to IEC 60529 | |
| Isolation type | Transformerless | |
| Cooling concept | Convection | |
| Noise level | < 30 dBA | |
| LED display | 3 and can see clearly 7 m away | |
| LCD display | Backlight, 16 x 2 Character LCD / Graphic LCD display , visible at night | |
| Communication interface | RS485 / USB / Ethernet(Optional) | |
| Standard warranty | 5 years | |



G83 SAA DVE GS ENEL Guida G59/2 C € RD1663 CQC

PV Grid-connected Inverter

Eversol TL1500 /2000 /2500 /3000

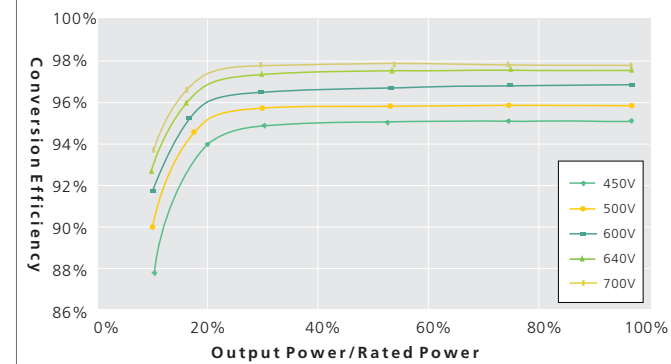
Features:

- Maximum efficiency of 97.6%
- Wide range of DC input and MPPT voltage
- Low turn-off DC voltage
- High protection class:IP65
- Perfect protection function
- DC switch improves product reliability
- Certificate:G83/1,VDE,AS4777, ENEL Guida, RD1663,CQC
- Light and handy, easy for installation and maintenance

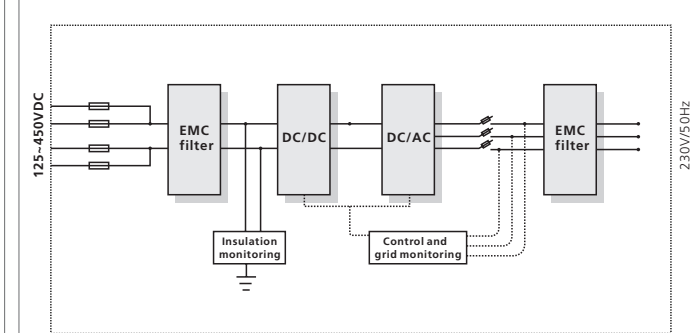


Eversol TL1500 /TL2000 /TL2500 /TL3000

Efficiency Curve:



Circuit Diagram:



| Technical Data | TL1500 | TL2000 |
|---|---|-----------------------------|
| DC input data | | |
| Max. PV-generator power [W] | 1800 | 2300 |
| Max. DC voltage [V] | 450 | 500 |
| MPPT voltage range [V] | 125-450 | 125 - 450 |
| Turn off DC voltage [V] | 125 | 125 |
| Max. DC current [A] | 18 | 18 |
| Number of DC connection | 1 | 1 |
| Number of MPP trackers | 1 | 1 |
| Turn on power [W] | 10 | 10 |
| Output data | | |
| Power connection | Single phase | |
| Rated AC power [W] | 1500 | 2000 |
| Max. AC power [W] | 1650 | 2000 (AS4777) /2200(others) |
| Grid voltage range [V] | 184-264 (VDE 0126-1-1)/ 207-264 (G83/1)/196-253 (RD1663)/ 200-270 (AS4777)/184-276(ENEL Guida) | |
| Grid frequency range [Hz] | 47.5-50.2 (VDE 0126-1-1)/47-50.5 (G83/1)/49-51 (RD1663)/ 45-55 (AS4777)/ 49-50 (ENEL Guida) | |
| Rated current [A] | 6.5(others)/6.25(AS4777) | 8.7(others)/8.3(AS4777) |
| Max. current [A] | 8.3(others)/8.0(G83/1) | 11(others)/10.6(G83/1) |
| Power factor [cos Ø] | 0.99 | 0.99 |
| Harmonic distortion (THD) at rated output | <2% | <2% |
| Power consumption at night [W] | <1 | <1 |
| Power consumption at standby [W] | 6 | 6 |
| Efficiency | | |
| Max. efficiency | 97.60% | |
| Euro efficiency | 96.50% | |
| MPPT adaptation efficiency | 99.50% | |
| Safety equipment | | |
| Internal overvoltage protection | Integrated | |
| DC Insulation monitoring | Integrated | |
| Earth fault protection | Integrated | |
| Mains monitoring | Integrated | |
| Earth fault current monitoring | Integrated | |
| DC current monitoring | Integrated | |
| Islanding protection | AFD | |
| General data | | |
| Dimensions (WxHxD) [mm] | 360*414*148 | |
| Weight [kg] | 15.3 | |
| Installation environment | Indoor and outdoor | |
| Mounting information | Wall bracket | |
| Operating temperature range | -20°C ... +60°C(up 45°C derating) | |
| Relative humidity | 0% ~ 98%, no condensation | |
| IP protection type | IP 65 according to IEC 60529 | |
| Isolation type | Transformerless | |
| Cooling concept | Convection | |
| Noise level | < 40 dBA | |
| LED display | 3 | |
| LCD display | Backlight, 16 x 2 Character LCD | |
| Communication interface | RS485 / RS232 / Wireless(Optional) | |
| Standard warranty | 5 years | |

| Technical Data | TL2500 | TL3000 |
|---|------------------------------------|-----------------------------------|
| DC input data | | |
| Max. PV-generator power [W] | 2700 | 3300 |
| Max. DC voltage [V] | 500 | 500 |
| MPPT voltage range [V] | 200-450 | 200-450 |
| Turn off DC voltage [V] | 125 | 125 |
| Max. DC current [A] | 18 | 15 |
| Number of DC connection | 2 | 2 |
| Number of MPP trackers | 1 | 1 |
| Turn on power [W] | 10 | 10 |
| Output data | | |
| Power connection | Single phase | |
| Rated AC power [W] | 2500 | 3000 |
| Max. AC power [W] | 2500 | 3000 |
| Grid voltage range [V] | 207-264(G83/1) | 200-270 (AS4777) / 207-264(G83/1) |
| Grid frequency range [Hz] | 47-50.5 (G83/1) | 45-55(AS4777) / 47-50.5(G83/1) |
| Rated current [A] | 10.9 | 12.5 |
| Max. current [A] | 12.1(G83/1) | 15 |
| Power factor [cos Ø] | 0.99 | 0.99 |
| Harmonic distortion (THD) at rated output | <2% | <2% |
| Power consumption at night [W] | <1 | <1 |
| Power consumption at standby [W] | 6 | 6 |
| Efficiency | | |
| Max. efficiency | 97.60% | |
| Euro efficiency | 96.50% | |
| MPPT adaptation efficiency | 99.50% | |
| Safety equipment | | |
| Internal overvoltage protection | Integrated | |
| DC Insulation monitoring | Integrated | |
| Earth fault protection | Integrated | |
| Mains monitoring | Integrated | |
| Earth fault current monitoring | Integrated | |
| DC current monitoring | Integrated | |
| Islanding protection | AFD | |
| General data | | |
| Dimensions (WxHxD) [mm] | 360*414*148 | |
| Weight [kg] | 15.6 | |
| Installation environment | Indoor and outdoor | |
| Mounting information | Wall bracket | |
| Operating temperature range | -20°C ... +60°C(up 45°C derating) | -20°C ... +60°C(up 40°C derating) |
| Relative humidity | 0% ~ 98%, no condensation | |
| IP protection type | IP 65 according to IEC 60529 | |
| Isolation type | Transformerless | |
| Cooling concept | Convection | |
| Noise level | < 40 dBA | |
| LED display | 3 | |
| LCD display | Backlight, 16 x 2 Character LCD | |
| Communication interface | RS485 / RS232 / Wireless(Optional) | |
| Standard warranty | 5 years | |



PV Grid-connected Inverter

Eversol TL3200 /4000 /4600 /5400

Features:

- Maximum efficiency of 97.6%, ranks top in Asia
- Wide range of DC input and MPPT voltage
- High protection class: IP65
- Low turn-off DC voltage
- With two MPP trackers, improve power generation
- Comprehensive function of fault detection
- Certificate: G83/1, VDE, AS4777, ENEL Guida, RD1663, CQC



300KW Project in Munich, Germany
65 pcs of TL4600



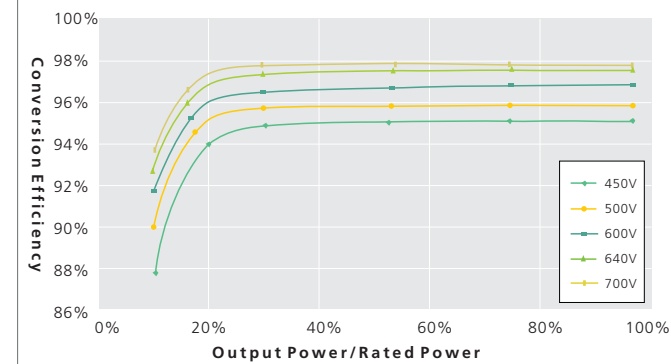
50KW Project, UK

100KW Project in Munich, Germany
20 pcs of TL5400 100KW project

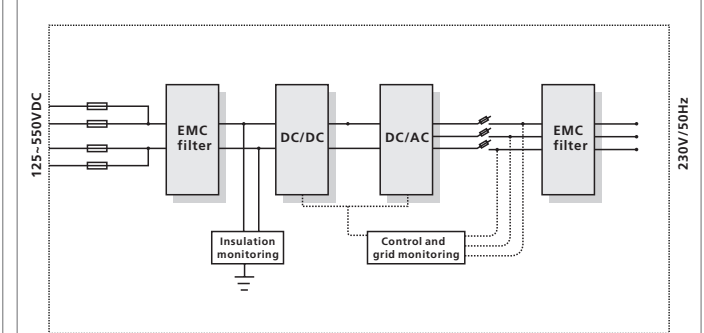


Eversol TL3200 /TL4000 /TL4600 /TL5400

Efficiency Curve:



Circuit Diagram:



| Technical Data | TL3200 | TL4000 |
|---|--|---------------------|
| DC input data | | |
| Max. PV-generator power [W] | 3200 | 4200 |
| Max. DC voltage [V] | 580(others)/550(AS4777) | 680 |
| MPPT voltage range [V] | 125 - 530 | 125 - 550 |
| Turn off DC voltage [V] | 125 | 125 |
| Max. DC current [A] | 20 | 20 |
| Number of DC connection | 1(others) / 2 (AS4777) | 2 |
| Number of MPP trackers | 1 | 1 |
| Turn on power [W] | 10 | 10 |
| Output data | | |
| Power connection | Single phase | |
| Rated AC power [W] | 2800 | 3600 |
| Max. AC power [W] | 3080 | 4000 |
| Grid voltage range [V] | 184-264 (VDE 0126-1-1)/ 207-264 (G83/1)/196-253 (RD1663)/200-270 (AS4777)/ 184-276(ENEL Guida) | 207-264 (G83/1) |
| Grid frequency range [Hz] | 47.5-50.2 (VDE 0126-1-1)/ 47-50.5 (G83/1)/49-51 (RD1663)/ 45-55 (AS4777)/49-51 (ENEL Guida) | 47-50.5 (G83/1) |
| Rated current [A] | 12.2 | 15.6 |
| Max. current [A] | 15.4(other)/14.9(G83/1) | 20(other)/16(G83/1) |
| Power factor [cos Ø] | 0.99 | 0.99 |
| Harmonic distortion (THD) at rated output | <2% | <2% |
| Power consumption at night [W] | <0.2 | <0.2 |
| Power consumption at standby [W] | 6 | 6 |
| Efficiency | | |
| Max. efficiency | 97.60% | 97.60% |
| Euro efficiency | 96.50% | 97.00% |
| MPPT adaptation efficiency | 99.50% | 99.50% |
| Safety equipment | | |
| Internal overvoltage protection | Integrated | |
| DC Insulation monitoring | Integrated | |
| Earth fault protection | Integrated | |
| Mains monitoring | Integrated | |
| Earth fault current monitoring | Integrated | |
| DC current monitoring | Integrated | |
| Islanding protection | AFD | |
| General data | | |
| Dimensions (WxHxD) [mm] | 344*590*166 | |
| Weight [kg] | 20.9 | 21.4 |
| Installation environment | Indoor and outdoor | |
| Mounting information | Wall screw | |
| Operating temperature range | -20°C ... +60°C (up 40°C derating) | |
| Relative humidity | 0% ~ 98%, no condensation | |
| IP protection type | IP 65 according to IEC 60529 | |
| Isolation type | Transformerless | |
| Cooling concept | Convection | Fan |
| Noise level | < 40 dBA | |
| LED display | 3 | |
| LCD display | Backlight, 16 x 2 Character LCD | |
| Communication interface | RS485 / RS232 / Wireless(Optional) | |
| Standard warranty | 5 years | |

| Technical Data | TL4600 | TL5400 |
|---|--|-----------------------|
| DC input data | | |
| Max. PV-generator power [W] | 4600 | 5400 |
| Max. DC voltage [V] | 680(others)/550(AS4777) | |
| MPPT voltage range [V] | 125-550(others)/125-530(AS4777) | |
| Turn off DC voltage [V] | 125 | 125 |
| Max. DC current [A] | 20 | 25 |
| Number of DC connection | 2 | 2 |
| Number of MPP trackers | 1 | 2 |
| Turn on power [W] | 10 | 10 |
| Output data | | |
| Power connection | Single phase | |
| Rated AC power [W] | 4000 | 4600 |
| Max. AC power [W] | 4400 | 5060 |
| Grid voltage range [V] | 184-264 (VDE 0126-1-1)/ 207-264 (G83/1)/196-253 (RD1663)/ 200-270 (AS4777)/ 184-276(ENEL Guida) | |
| Grid frequency range [Hz] | 47.5-50.2 (VDE 0126-1-1)/ 47-50.5 (G83/1)/49-51 (RD1663)/ 45-55 (AS4777)/49-51 (ENEL Guida) | |
| Rated current [A] | 17.4 | 20.0 |
| Max. current [A] | 22(other)/21.3(G59/2) | 25(other)/24.2(G59/2) |
| Power factor [cos Ø] | 0.99 | 0.99 |
| Harmonic distortion (THD) at rated output | <2% | <2% |
| Power consumption at night [W] | <0.2 | <0.2 |
| Power consumption at standby [W] | 6 | 6 |
| Efficiency | | |
| Max. efficiency | 97.60% | |
| Euro efficiency | 97.00% | |
| MPPT adaptation efficiency | 99.50% | |
| Safety equipment | | |
| Internal overvoltage protection | Integrated | |
| DC Insulation monitoring | Integrated | |
| Earth fault protection | Integrated | |
| Mains monitoring | Integrated | |
| Earth fault current monitoring | Integrated | |
| DC current monitoring | Integrated | |
| Islanding protection | AFD | |
| General data | | |
| Dimensions (WxHxD) [mm] | 344*590*166 | |
| Weight [kg] | 21.4 | 23.5 |
| Installation environment | Indoor and outdoor | |
| Mounting information | Wall screw | |
| Operating temperature range | -20°C ... +60°C (up 40°C derating) | |
| Relative humidity | 0% ~ 98%, no condensation | |
| IP protection type | IP 65 according to IEC 60529 | |
| Isolation type | Transformerless | |
| Cooling concept | Fan | |
| Noise level | < 40 dBA | |
| LED display | 3 | |
| LCD display | Backlight, 16 x 2 Character LCD | |
| Communication interface | RS485 / RS232 / Wireless(Optional) | |
| Standard warranty | 5 years | |

Eversol HF1000/HF1500/HF2000

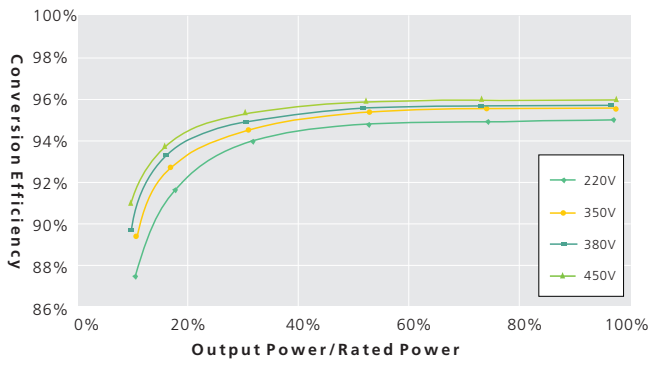


PV Grid-connected Inverter
Eversol HF1000 /HF1500 /HF2000

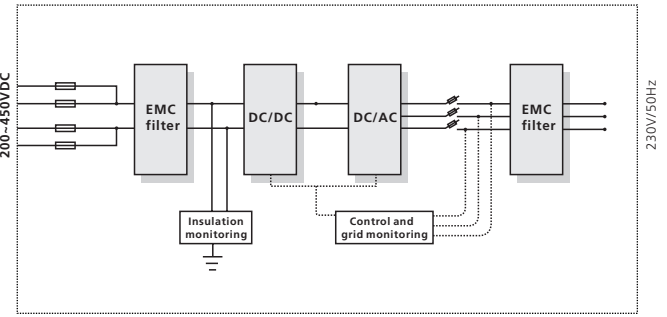
Features:

- With high frequency isolation
- Maximum MPPT efficiency of 99.5%
- Wide range of DC input and MPPT voltage
- Perfect protection function
- High protection class:IP65
- Certificate: G83/1, AS4777

Efficiency Curve:



Circuit Diagram:



| Technical Data | HF1000 | HF1500 | HF2000 |
|---|-----------------------------------|--------------------------------|------------------------|
| DC input data | | | |
| Max. PV-generator power [W] | 1200 | 1800 | 2300 |
| Max. DC voltage [V] | 500 | 500 | 500 |
| MPPT voltage range [V] | 125 - 450 | 200 - 450 | 200 - 450 |
| Turn off DC voltage [V] | 70 | 120(others)/90(G83/1) | 120(others)/90(G83/1) |
| Max. DC current [A] | 10 | 12 | 12 |
| Nominal DC current [A] | 3.5 | 4.4(others)/4.5(G83/1) | 5.8(others)/6(G83/1) |
| Number of DC connection | 1 | 1 | 2 |
| Number of MPP trackers | 1 | 1 | 1 |
| Turn on power [W] | 10 | 10 | 10 |
| Output data | | | |
| Power connection | Single phase | Single phase | Single phase |
| Rated AC power [W] | 1000 | 1500 | 2000 |
| Max. AC power [W] | 1000 | 1650 | 2000 |
| Grid voltage range [V] | According to G83/1 | According to AS4777 / G83/1 | |
| Grid frequency range [Hz] | According to G83/1 | According to AS4777 / G83/1 | |
| Rated current [A] | 4.5 | 6.25(others)/6.5(G83/1) | 8.4(others)/8.7(G83/1) |
| Max. current [A] | 5 | 8.25 | 10 |
| Power factor [cos Ø] | 0.99 | 0.99 | 0.99 |
| Harmonic distortion (THD) at rated output | <3% | <3% | <3% |
| Power consumption at night [W] | <1 | <1 | <1 |
| Power consumption at standby [W] | 6 | 6 | 6 |
| Efficiency | | | |
| Max. efficiency | 95.50% | 96.00% | 96.00% |
| Euro efficiency | 95.00% | 95.50% | 95.50% |
| MPPT adaptation efficiency | 99.50% | 99.50% | 99.50% |
| Safety equipment | | | |
| Internal overvoltage protection | Integrated | | |
| DC Insulation monitoring | Integrated | | |
| Earth fault protection | Integrated | | |
| Mains monitoring | Integrated | | |
| Earth fault current monitoring | Integrated | | |
| DC current monitoring | Integrated | | |
| Islanding protection | AFI(According to G83/1) | AFI(According to G83/1,AS4777) | |
| General data | | | |
| Dimensions (WxHxD) [mm] | 350*370*138 | | |
| Weight [kg] | 12.5 | | |
| Installation environment | Indoor and outdoor | | |
| Mounting information | Wall bracket | | |
| Operating temperature range | -20°C ... +60°C(up 45°C derating) | | |
| Relative humidity | 0% ~ 98%, no condensation | | |
| IP protection type | IP 65 according to IEC 60529 | | |
| Isolation type | Transformer | | |
| Cooling concept | Convection | | |
| Noise level | < 40 dBA | | |
| LED display | 3 | | |
| LCD display | Backlight, 16 x 2 Character LCD | | |
| Communication interface | RS485 / USB / Wireless(Optional) | | |
| Standard warranty | 5 years | | |



High power Grid-connected Inverter

Evercentral TL1000K

| Technical Data | TL1000K |
|---|------------------------------|
| DC input data | |
| Max. PV power [KW] | 1100 |
| DC voltage range, MPPT [V] | 450-850 |
| Max. permissible DC voltage [V] | 880 |
| Max. permissible DC current [A] | 2400 |
| Number of DC inputs | 24 |
| Output data | |
| Nominal AC output power [KW] | 1000 |
| Operating grid voltage ± 15 % [V] | 300 |
| Operating range, grid frequency [Hz] | 50/60 |
| Nominal AC current [A] | 1950 |
| Power factor [cos Ø] | 0.9 leading ... 0.9 lagging |
| Harmonic distortion (THD) at rated output | <3% |
| Power consumption at night [W] | <100 |
| Efficiency | |
| Max. efficiency | >98.70% |
| Euro efficiency | >98.50% |
| Features | |
| Ground fault monitoring | Yes |
| Emergency stop | Yes |
| Power switch AC side | switch |
| Power switch DC side | switch with moto |
| Monitored surge voltage protectors DC | Yes |
| Monitored surge voltage protectors AC | Yes |
| Monitored surge voltage protectors for auxiliary supply | Yes |
| Standards | |
| CQC | Yes |
| LVRT | Yes |
| General data | |
| Dimensions (WxHxD) [mm] | 8600*3000*2600 |
| Weight [kg] | 16000 |
| Installation environment | Outdoor |
| Operating temperature range | -25°C ...+55°C |
| Relative humidity | 0% to 95%, no condensation |
| Site altitude | Up to 3000m without derating |
| IP protection type | IP54 |
| Isolation type | Transformerless |
| Cooling concept | Fan cooling |
| LCD display | MT6070iH2 |
| Communication interface | RS485 / RS232 |

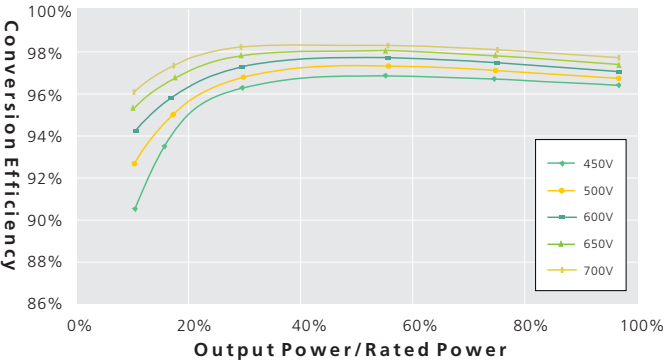


PV Grid-connected Inverter
Evercentral TL1000K

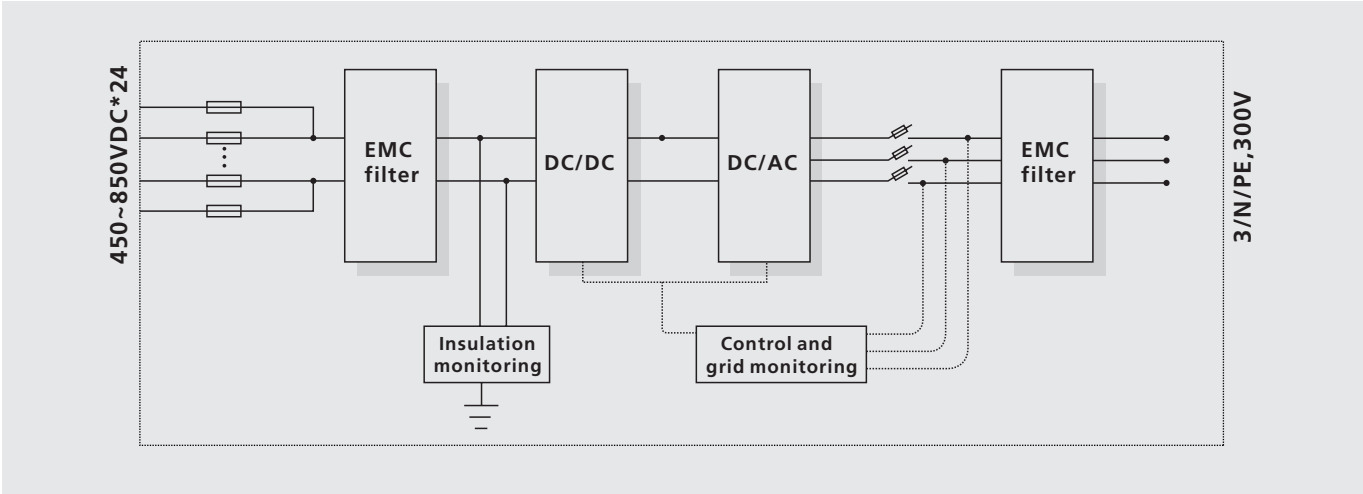
Features:

- Function of low voltage ride through
- Maximum efficiency of 98.7%
- MPPT precision of over 99.9%
- Wide range of DC input and MPPT voltage
- Can realize mega watt power dispatch
- High strength enclosure for long distance transportation and installation
- With environmental test equipment
- No derating below 3000m
- Perfect protection function
- Certificate: CQC, BDEW

Efficiency Curve:



Circuit Diagram:



20MW Project in Sheyang of Jiangsu, China

The first 20MW integrated project in Jiangsu province, Jiangsu Zevsolar provided 500KW Inverters. has received good evaluation from the customer.



10MW Project in Sangri of Xizang , China

This project is the first high-altitude 10MW PV Project, Zeversoalr supplied Inverters

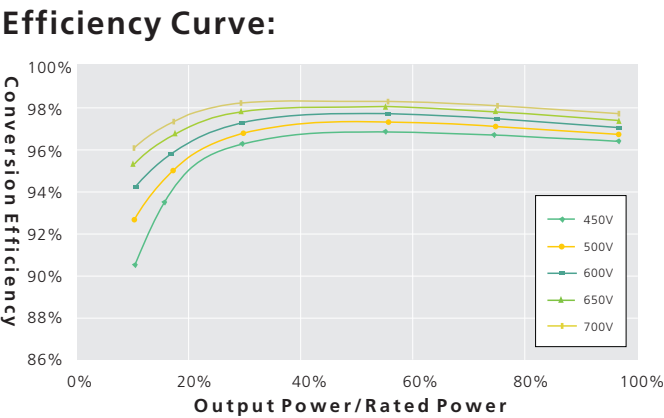




PV Grid-connected Inverter

Evercentral TL630K /TL500K

- Features:**
- Function of low voltage ride through
 - Maximum efficiency of 98.7%
 - Wide range of MPPT voltage
 - With 32 bit DSP chip, realize the space vector calculation, has the reactive power compensation ability
 - With DSP+CPLD framework, fast computational speed
 - No derating below 3000m
 - Perfect protection function
 - Certificate: CQC
 - In line with the German BDEW Medium Voltage Directive

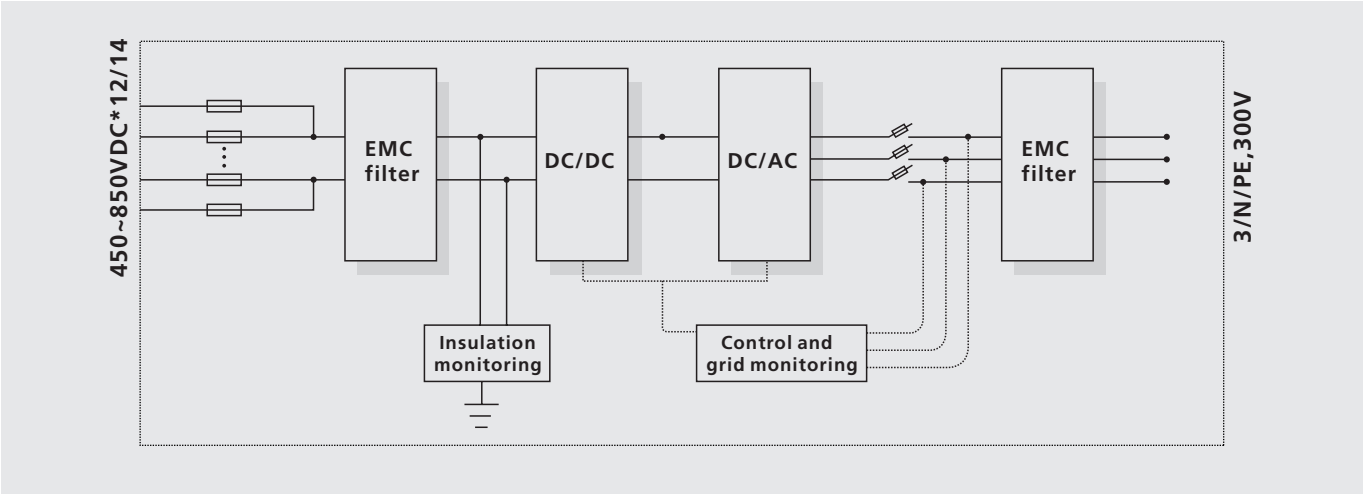


Evercentral TL630K /TL500K



| Technical Data | TL630K | TL500K |
|---|------------------------------|------------------------------|
| DC input data | | |
| Max. PV power [KW] | 700 | 550 |
| DC voltage range, MPPT [V] | 500-850 | 450-850 |
| Max. permissible DC voltage [V] | 1000 | 880 |
| Max. permissible DC current [A] | 1400 | 1120 |
| Number of DC inputs | 14 | 12 |
| Output data | | |
| Nominal AC output power [KW] | 630 | 500 |
| Operating grid voltage ± 15 % [V] | 315 | 300 |
| Operating range, grid frequency [Hz] | 47-52/57-62 | 50/60 |
| Nominal AC current [A] | 1155 | 965 |
| Power factor [cos Ø] | 0.9 leading ... 0.9 lagging | 0.9 leading ... 0.9 lagging |
| Harmonic distortion (THD) at rated output | <3% | <3% |
| Power consumption at night [W] | <100 | <100 |
| Efficiency | | |
| Max. efficiency | >98.70% | >98.70% |
| Euro efficiency | >98.50% | >98.50% |
| Features | | |
| Ground fault monitoring | Yes | Yes |
| Emergency stop | Yes | Yes |
| Power switch AC side | switch | switch |
| Power switch DC side | switch | switch with moto |
| Monitored surge voltage protectors DC | Yes | Yes |
| Monitored surge voltage protectors AC | Yes | Yes |
| Monitored surge voltage protectors for auxiliary supply | Yes | Yes |
| Standards | | |
| CQC | Yes | Yes |
| LVRT | Yes | Yes |
| General data | | |
| Dimensions (WxHxD) [mm] | 2000*2165*850 | 2200*2265*1000 |
| Weight [kg] | 2000 | 2100 |
| Installation environment | Indoor | Indoor |
| Operating temperature range | -25°C ...+55°C | -25°C ...+55°C |
| Relative humidity | 0% to 95%, no condensation | 0% to 95%, no condensation |
| Site altitude | Up to 3000m without derating | Up to 3000m without derating |
| IP protection type | IP21 | IP21 |
| Isolation type | Transformerless | Transformerless |
| Cooling concept | Fan cooling | Fan cooling |
| LCD display | MT6070iH2 | MT6070iH2 |
| Communiacation interface | RS485/Wireless(optional) | RS485 / RS232 |

Circuit Diagram:



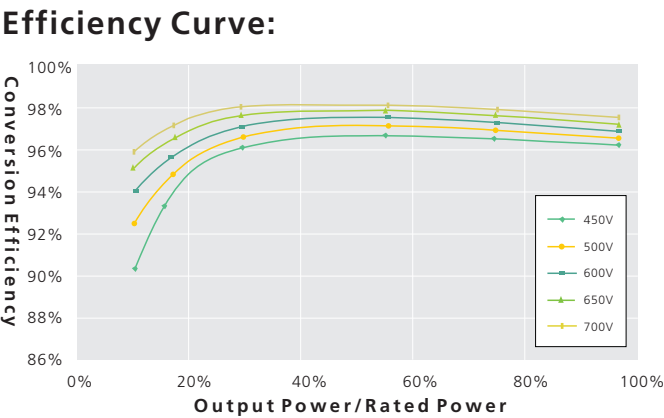
Evercentral TL250K

| Technical Data | TL250K |
|---|------------------------------|
| DC input data | |
| Max. PV power [KW] | 275 |
| DC voltage range, MPPT [V] | 450-850 |
| Max. permissible DC voltage [V] | 880 |
| Max. permissible DC current [A] | 560 |
| Number of DC inputs | 8 |
| Output data | |
| Nominal AC output power [KW] | 250 |
| Operating grid voltage ± 15 % [V] | 300 |
| Operating range, grid frequency [Hz] | 50/60 |
| Nominal AC current [A] | 485 |
| Power factor [cos Ø] | 0.9 leading ... 0.9 lagging |
| Harmonic distortion (THD) at rated output | <3% |
| Power consumption at night [W] | <100 |
| Efficiency | |
| Max. efficiency | >98.50% |
| Euro efficiency | >97.60% |
| Features | |
| Ground fault monitoring | Yes |
| Emergency stop | Yes |
| Power switch AC side | switch |
| Power switch DC side | switch with moto |
| Monitored surge voltage protectors DC | Yes |
| Monitored surge voltage protectors AC | Yes |
| Monitored surge voltage protectors for auxiliary supply | Yes |
| Standards | |
| CQC | Yes |
| LVRT | Yes |
| General data | |
| Dimensions (WxHxD) [mm] | 1410*2265*1000 |
| Weight [kg] | 1200 |
| Installation environment | Indoor |
| Operating temperature range | -25°C ...+55°C |
| Relative humidity | 0% to 95%, no condensation |
| Site altitude | Up to 3000m without derating |
| IP protection type | IP21 |
| Isolation type | Transformerless |
| Cooling concept | Fan cooling |
| LCD display | MT6070iH2 |
| Communication interface | RS485 / RS232 |

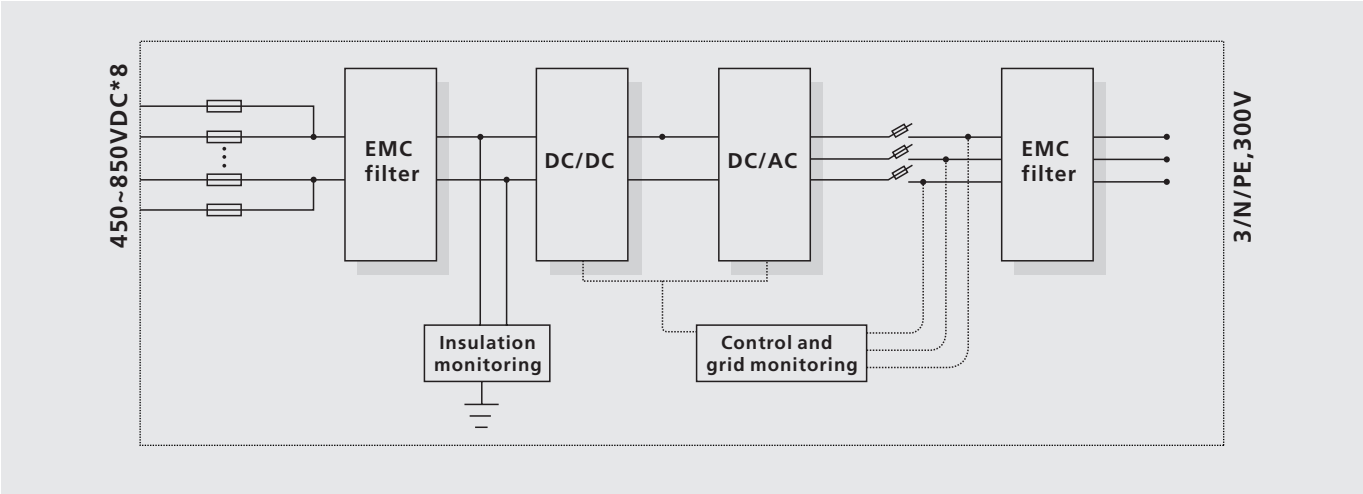


PV Grid-connected Inverter
Evercentral TL250K

- Features:**
- Function of low voltage ride through
 - Maximum efficiency of 98.5%
 - Wide range of MPPT voltage
 - With 32 bit DSP chip, realize the space vector calculation, has the reactive power compensation ability
 - With DSP+CPLD framework, fast computational speed
 - No derating below 3000m
 - Perfect protection function
 - Certificate: CQC
 - In line with the German BDEW Medium Voltage Directive



Circuit Diagram:



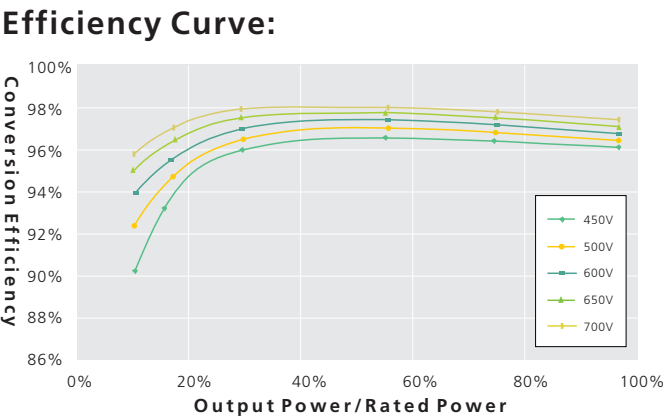
Evercentral TL100K /TF100K

| Technical Data | TL100K | TF100K |
|---|-------------------------------|-------------------------------|
| DC input data | | |
| Max. PV power [KW] | 110 | 110 |
| DC voltage range, MPPT [V] | 450-850 | 450-850 |
| Max. permissible DC voltage [V] | 880 | 880 |
| Max. permissible DC current [A] | 250 | 250 |
| Number of DC inputs | 5 | 5 |
| Output data | | |
| Nominal AC output power [KW] | 100 | 100 |
| Operating grid voltage ± 15 % [V] | 300 | 300 |
| Operating range, grid frequency [Hz] | 50/60 | 50/60 |
| Nominal AC current [A] | 155 | 155 |
| Power factor [cos Ø] | 0.97 leading ... 0.97 lagging | 0.97 leading ... 0.97 lagging |
| Harmonic distortion (THD) at rated output | <3% | <3% |
| Power consumption at night [W] | <100 | <100 |
| Efficiency | | |
| Max. efficiency | > 98.00% | > 97.00% |
| Euro efficiency | > 97.50% | > 96.40% |
| Features | | |
| Ground fault monitoring | | Yes |
| Emergency stop | | Yes |
| Power switch AC side | | switch |
| Power switch DC side | | switch with moto |
| Monitored surge voltage protectors DC | | Yes |
| Monitored surge voltage protectors AC | | Yes |
| Monitored surge voltage protectors for auxiliary supply | | Yes |
| Standards | | |
| CGC | | Yes |
| General data | | |
| Dimensions (WxHxD) [mm] | 1000*2000*800 | 1000*2000*800 |
| Weight [kg] | 500 | 600 |
| Installation environment | Indoor | Indoor |
| Operating temperature range | -25°C ...+55°C | -25°C ...+55°C |
| Relative humidity | 0% to 95%, no condensation | 0% to 95%, no condensation |
| Site altitude | Up to 3000m without derating | Up to 3000m without derating |
| IP protection type | IP21 | IP21 |
| Isolation type | Transformerless | Transformer |
| Cooling concept | Fan cooling | Fan cooling |
| LCD display | MT6070IH2 | MT6070IH2 |
| Communication interface | RS485/RS232 | RS485/RS232 |

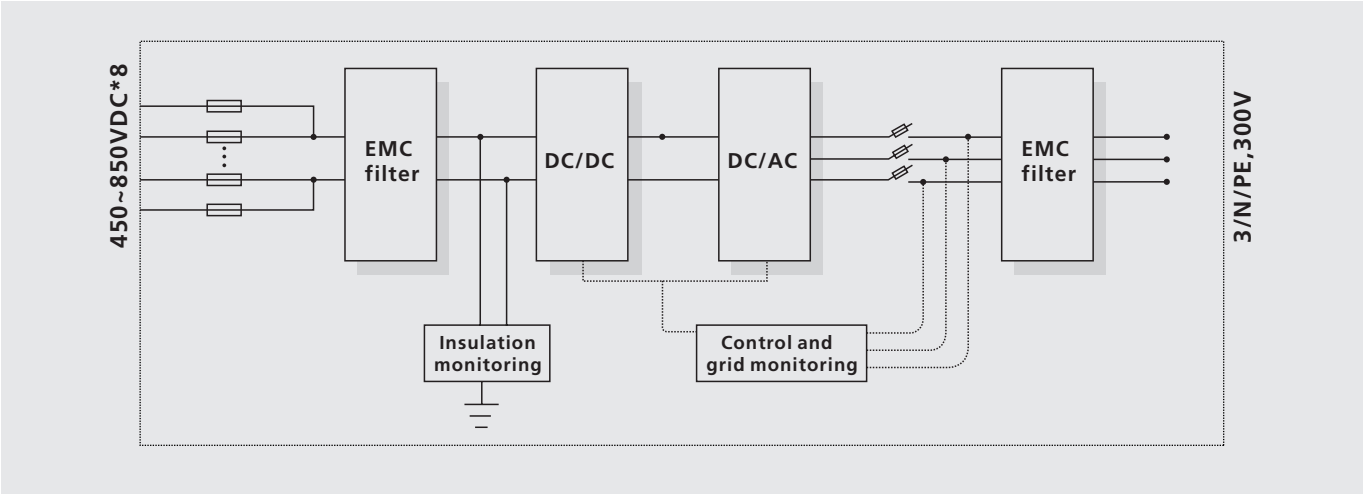
CGC

PV Grid-connected Inverter
Evercentral TL100K /TF100K

- Features:
- Function of low voltage ride through
 - Maximum efficiency of 98%
 - Wide range of MPPT voltage
 - Easy to maintain:light and handy
 - No derating below 3000m
 - Brand new touch screen display
 - Perfect protection function
 - Certificate: CGC
 - In line with the German BDEW Medium Voltage Directive



Circuit Diagram:





Optional Parts

Power Monitoring Unit

Features:

- A single PMU can monitor 50 inverters at the same time and meet large-scale monitoring requirement
- Can be connected by LAN and realize all monitoring to PMU
- Can get comprehensive working-status of the inverter
- The data stored in PMU can be easily converted to CSV and TXT format
- Inverter can be connected and used directly without any setting
- The distance of inverter communication monitoring is up to 1000m
- Validity of data storage can be up to 3 years
- Constant monitoring at power-failure



All Ever-solar inverters can be monitored by Solar-Log™.



Technical Specifications:

Electronic data

| | |
|-------------------|---------|
| Input voltage | 7.5V DC |
| Input current | 1A |
| Power consumption | 1W |

Storage data

| | |
|------------------|-------------|
| Storage capacity | 1G(3 years) |
|------------------|-------------|

Display

| | |
|-------------|---|
| LED display | 6 |
|-------------|---|

Communication data

| | |
|---|--------------------------------------|
| Ethernet | RJ45 |
| Communication distance (Ethernet) | 100m (without any switching device) |
| Connection interface with inverters | RJ45 |
| Communication distance (RS485) | 1000m (without any switching device) |
| Connection interface with environment monitoring device | RJ45 |
| Max. monitoring connected inverters | 50 |
| Record time interval | >3minutes |
| USB | MiniUSB B(Max. 2 m) |

Stucture data

| | |
|----------------------|--|
| Dimensions [mm] | Product dimensions : 181*128.8*31.8 Package dimensions : 306*164*68 |
| Protection type | IP22 |
| Mounting information | Hang on the wall |
| Net weight | 0.8kg |

Environment data

| | |
|-----------------------------|----------|
| Operating temperature range | -10~+40℃ |
| Storage temperature range | -20~+60℃ |

Solar Eye---Desktop Monitoring Device

For home and small commercial PV solar system

Features:

- Integrated large LCD display
- Wireless transfer,save installation cables and materials,reduce the installation complexity
- Support Micro SD card storage of generated power and inverter data faults
- Can query and export historical record
- Display of generated power and total generated electricity
- Display of generating income and CO₂ emission reduced amount



Technical Specifications:

Solar Eye specifications table

| Item | Specifications |
|-------------------------------------|---------------------------------|
| Power supply | DC 4.5V/100mA or AA*3 batteries |
| Wireless communication range | Max. 100m |
| Maxim MicroSD capacity support | 4GByte/FAT32 Format |
| Wireless Operating frequency | 433MHz |
| Solar Eye waterproof level | IP20 |
| Monitor the max. number of inverter | 5 |
| Max. number of connected Solar Bee | 5 |
| Currency | £, €, \$, ¥ |
| Error alarm | LCD display & audible alarm |
| Operating temperature range | -10~50℃ |
| Operating humidity range | ≤80% |

Solar Bee specifications table

| Item | Specifications |
|-----------------------------------|----------------|
| Power supply | Inverter power |
| Wireless communication range | Max. 100m |
| Maxim RS485 length support | Max. 20m |
| Operating temperature range | -20~60℃ |
| Max. number of connected Inverter | 5 |
| Operating humidity range | ≤98% |
| Wireless Operating frequency | 433MHz |
| Solar Eye waterproof level | IP65 |
| | |
| | |
| | |
| | |
| | |
| | |
| | |
| | |
| | |



Everplan™ Design PV Plant Designing & Planning Software

Features

- New module data can be added
- Sunlight information of main countries and cities in the world can be found
- Detailed information of Ever-solar inverters
- Electrical-characteristic matching of modules and inverters
- Predict power generation and print into report
- Provide line loss computation of single thread
- Rich module database

User-friendly

- Intuitive operation
- Graphic display of key PV system data

Datacenter Portal

Features

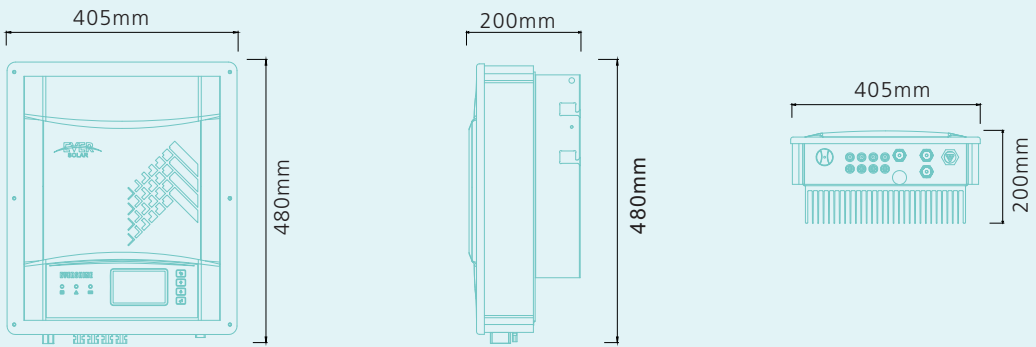
- The user can view the operation state and generation data of the PV plant not only on the web, but only through iphone and Andriod intelligent terminals.
- The power data is updated every 10 minutes.
- It can show energy saving reduction and customer profitability.



| CERTIFICATE TYPE | G83/1 & G59/2 | SAA | VDE0126 | VDE4105 | CE | ENEL Guida | RD1663 | CSA | CQC |
|---------------------|---------------|-----|---------|---------|----|------------|--------|-----|-----|
| EversolTL 1500 | | | | | | | | | |
| EversolTL 2000 | | | | | | | | | |
| EversolTL 2500 | | | | | | | | | |
| EversolTL 3000 | | | | | | | | | |
| EversolTL 3200 | | | | | | | | | |
| EversolTL 4000 | | | | | | | | | |
| EversolTL 4600 | | | | | | | | | |
| EversolTL 5400 | | | | | | | | | |
| EversolTLC 10K | | | | | | | | | |
| EversolTLC 12K | | | | | | | | | |
| EversolTLC 15K | | | | | | | | | |
| EversolTLC 17K | | | | | | | | | |
| EversolHF 1000 | | | | | | | | | |
| EversolHF 1500 | | | | | | | | | |
| EversolHF 2000 | | | | | | | | | |
| EvershineTL 3000 | | | | | | | | | |
| EvershineTL 4000 | | | | | | | | | |
| EvershineTL 5000 | | | | | | | | | |
| EvershineTL 6000 | | | | | | | | | |
| EvercentralTL 1000K | | | | | | | | | |
| EvercentralTL 630K | | | | | | | | | |
| EvercentralTL500K | | | | | | | | | |
| EvercentralTL 250K | | | | | | | | | |
| EvercentralTL 100K | | | | | | | | | |
| EvercentralTF 100K | | | | | | | | | |

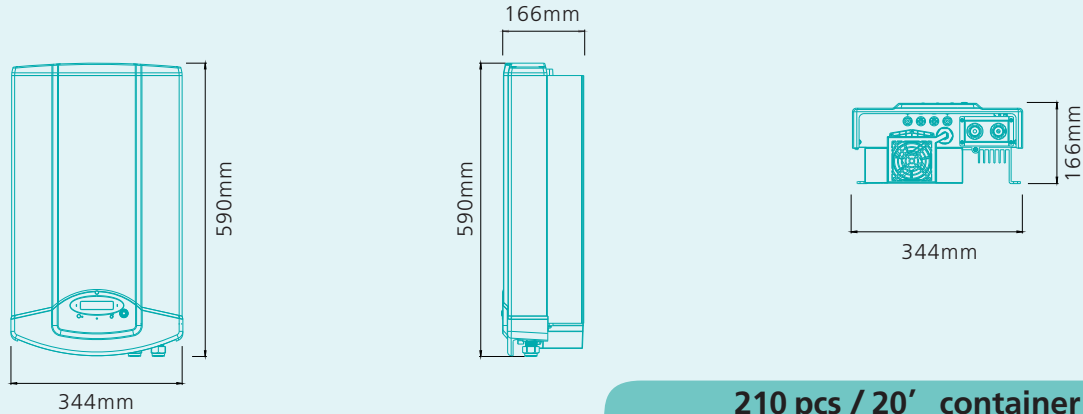
Notes: Available N/A

Technical Data



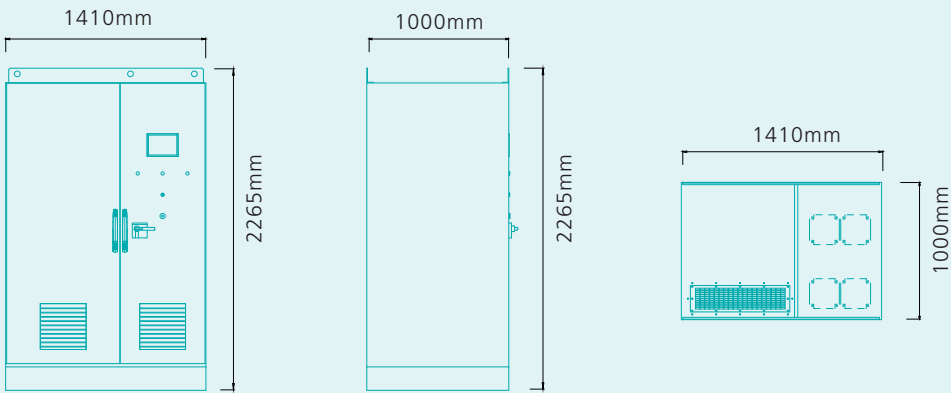
280 pcs / 20' container

Single-phase
grid-connected
TL 3000
TL 4000
TL 5000
TL 6000



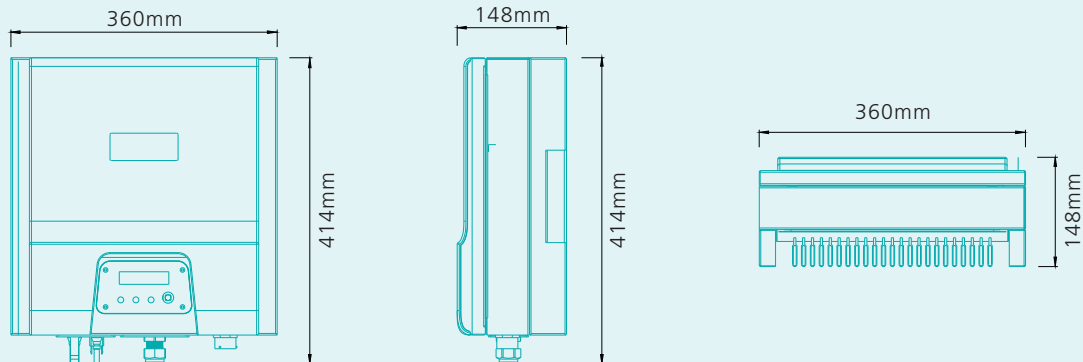
210 pcs / 20' container

Single-phase
grid-connected
TL 3200
TL 4000
TL 4600
TL 5400

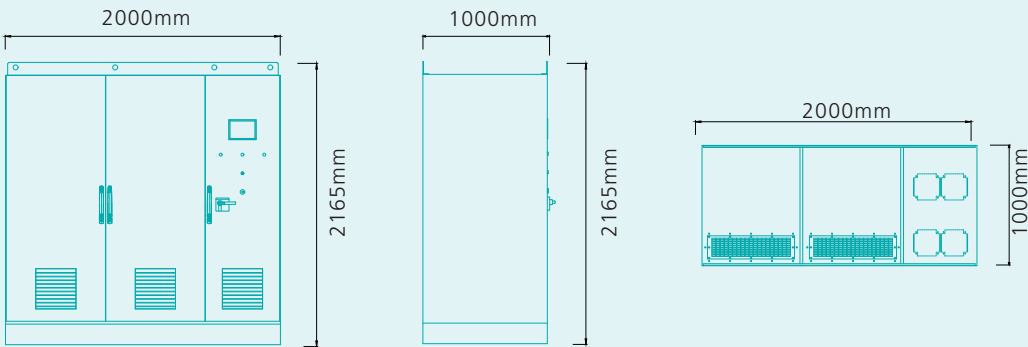


336 pcs / 20' container

Centralized grid -
connected inverter
TL 250K

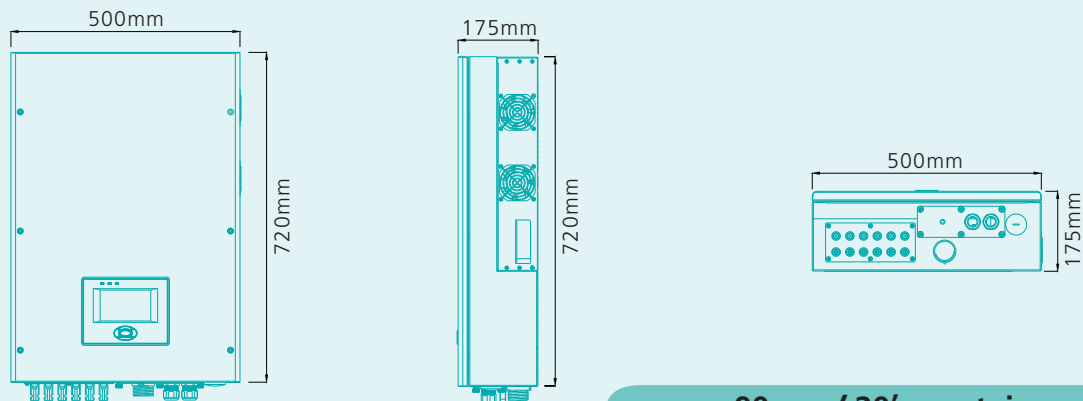


Single-phase
grid-connected
TL 1500
TL 2000
TL 2500
TL 3000

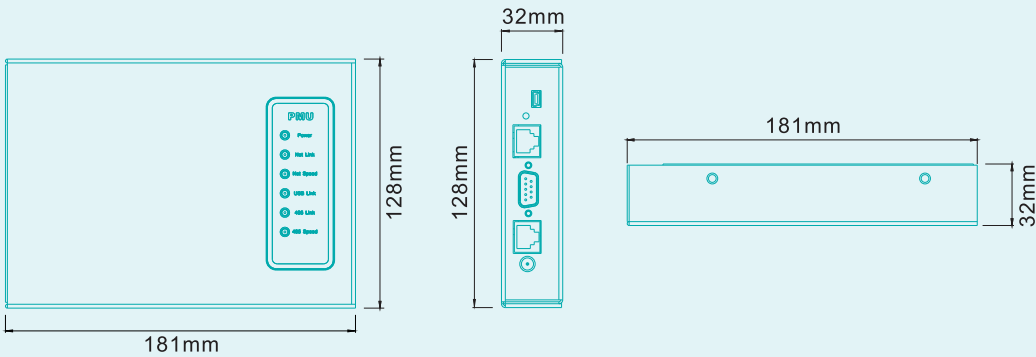


90 pcs / 20' container

Centralized grid -
connected inverter
TL 500K

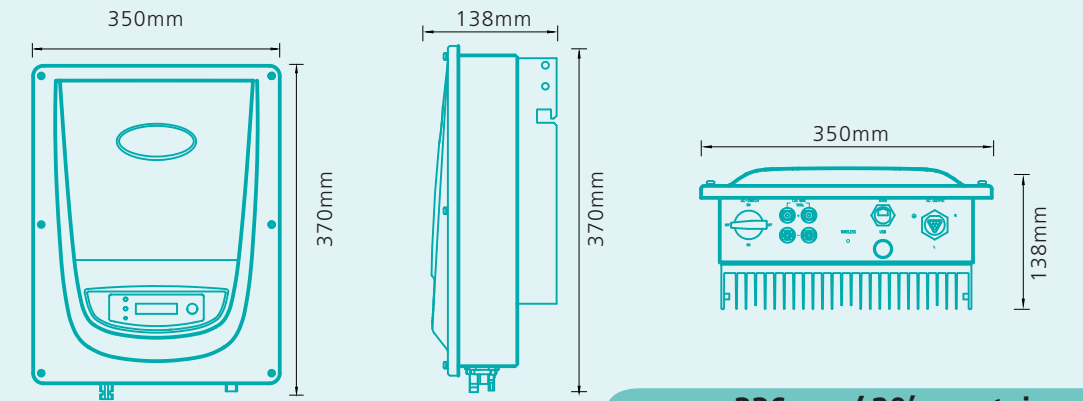


Three-phase
grid-connected
TLC 10K
TLC 12K
TLC 15K
TLC 17K



336 pcs / 20' container

PMU



String solar inverter
HF 1000
HF 1500
HF 2000